

Appendix 8

METEOROLOGICAL DATA

Narrabri Coal Mine Monthly Meteorological Summary

Month	Maximum Wind Speed (m/s)	Minimum Air Temperature (°C)	Average Air Temperature (°C)	Maximum Air Temperature (°C)	Minimum Relative Humidity (%)	Average Relative Humidity(%)	Maximum Relative Humidity (%)	Monthly Rainfall (mm)	Cumulative Monthly Rainfall (mm)	Number of Rain Days (>0.2mm)
April 2008	20.1	2.1	16.8	28.6	13.0	52.1	94.0	12.2	12.2	6
May 2008	18.3	3.4	14.4	25.7	19.0	55.6	93.0	6.8	19.0	7
June 2008	13.4	1.8	12.4	22.5	25.0	72.0	95.0	49.8	68.8	10
July 2008	15.6	-0.7	10.1	22.7	21.0	65.3	92.0	25.4	94.2	12
August 2008	17.0	-2.3	9.5	24.7	18.0	60.5	96.0	55.2	149.4	8
September 2008	17.9	1.5	15.4	29.9	19.0	64.0	93.0	89.0	238.4	9
October 2008	21.0	4.6	19.6	36.7	10.0	54.7	92.0	49.0	287.4	7
November 2008	20.6	7.6	21.6	34.1	12.0	57.1	93.0	129.6	417.0	15
December 2008	20.6	9.9	24.0	36.7	13.0	52.9	93.0	189.4	606.4	11
January 2009	17.9	14.9	26.8	38.4	9.0	49.0	90.0	35.6	640.8	5
February 2009		19.4		33.4				105.2	746.0	7
March 2009	17.9	9.5	22.9	33.8	9.0	46.0	89.0	3.4	749.4	1
Minimum	13.4	-2.3	9.5	22.5	9.0	49.0	90.0	3.4		
Average	18.2	6.0	17.1	30.6	15.9	58.3	93.1	62.6		
Maximum	21.0	19.4	26.8	38.4	25.0	72.0	96.0	189.4		
Total								750.6	749.4	98.0

Daily Summary

February 2008

Narrabri

<i>Date</i>	<i>Min Temp (°C)</i>	<i>Ave Temp (°C)</i>	<i>Max Temp (°C)</i>	<i>Min RH (%)</i>	<i>Ave RH (%)</i>	<i>Max RH (%)</i>	<i>Rain (mm)</i>	<i>Min WS (m/s)</i>	<i>Ave WS (m/s)</i>	<i>Max WS (m/s)</i>
01/Feb/08	20.3	24.4	31.6	38	67	85	2.5	0.4	3.4	13.4
02/Feb/08	19.5	25.7	32.2	27	56	87	0	0.4	3.9	10.3
03/Feb/08	21.3	25.7	30.8	42	58	71	0	0	3.6	10.7
04/Feb/08	20.5	22.6	28.3	53	79	90	6.1	0	2.6	11.6
05/Feb/08	18.2	22.5	28.7	55	80	92	17.8	0	3.6	21
06/Feb/08	18.1	20.2	25.2	60	83	91	40.1	0	3.2	12.5
07/Feb/08	16.2	21.5	26.9	43	67	92	11.2	0	3.8	13.9
08/Feb/08	15.9	21.8	28.8	38	64	91	0	0	2.8	10.3
09/Feb/08	13.2	20.2	24.9	27	46	80	0	0	3.6	12.5
10/Feb/08	12.6	19.7	26.4	26	56	86	0	0.4	3.8	9.8
11/Feb/08	16.7	22.6	29.6	31	57	85	1	1.8	4.2	11.2
12/Feb/08	16.9	19.3	22.5	72	85	92	11.4	0	3.5	8.1
13/Feb/08	16.6	22.2	29.2	35	67	91	0	1.3	5.4	13
14/Feb/08	15.6	21.9	28.9	36	60	86	0	4.5	6.2	12.5
15/Feb/08	14	21.1	27.8	31	55	81	0	3.6	5.2	10.3
16/Feb/08	15	21.7	28.1	26	50	77	0	4	5.9	11.2
17/Feb/08	15	22	28.6	35	53	71	0	4	5.6	12.1
18/Feb/08	16.1	22.4	28.2	35	56	79	0.3	1.3	4.1	8.9
19/Feb/08	18.4	23	29.3	32	62	85	0.5	0.4	3.5	9.4
20/Feb/08	16.6	23.4	29.6	29	54	82	0	0	3.6	10.7
21/Feb/08	16.7	24.3	31.2	30	52	81	0	0	2.7	9.8
22/Feb/08	18.7	27.6	37.1	20	46	74	0	0	3.3	12.1
23/Feb/08	22.4	26	30.3	14	30	51	0	0	4.8	13
24/Feb/08	12.5	22.2	29.3	15	29	59	0	0	2.1	8.5
25/Feb/08	14.8	23.6	32.1	22	40	66	0	0	2.3	8.5
26/Feb/08	19.3	24.1	29.5	32	52	72	0	0	4.9	11.2
27/Feb/08	18.9	23.8	29.5	37	58	79	0	2.2	4.5	10.7
28/Feb/08	16.4	20	28.6	48	76	91	36.8	0.4	3.8	16.1
29/Feb/08	14.7	18.5	23.9	43	66	89	0	2.2	5.7	13.4
Average	16.9	22.6	28.9	35.6	58.8	81.2		0.9	4.0	11.6
Maximum	22.4	27.6	37.1	72.0	85.0	92.0	40.1	4.5	6.2	21.0
Minimum	12.5	18.5	22.5	14.0	29.0	51.0	0.0	0.0	2.1	8.1
Total							127.7			

<i>Date</i>	<i>Min Temp (°C)</i>	<i>Ave Temp (°C)</i>	<i>Max Temp (°C)</i>	<i>Min RH (%)</i>	<i>Ave RH (%)</i>	<i>Max RH (%)</i>	<i>Rain (mm)</i>	<i>Min WS (m/s)</i>	<i>Ave WS (m/s)</i>	<i>Max WS (m/s)</i>
01/Mar/08	11.6	18.1	25.0	23	55	84	0.0	2.7	5.5	11.6
02/Mar/08	12.1	19.2	26.2	23	51	75	0.0	3.6	5.8	11.6
03/Mar/08	12.8	16.1	22.9	41	69	81	0.0	0.0	2.6	9.4
04/Mar/08	No Data	No Data	No Data	No Data	No Data	No Data	No Data	No Data	No Data	No Data
05/Mar/08	No Data	No Data	No Data	No Data	No Data	No Data	No Data	No Data	No Data	No Data
06/Mar/08	No Data	No Data	No Data	No Data	No Data	No Data	No Data	No Data	No Data	No Data
07/Mar/08	No Data	No Data	No Data	No Data	No Data	No Data	No Data	No Data	No Data	No Data
08/Mar/08	No Data	No Data	No Data	No Data	No Data	No Data	No Data	No Data	No Data	No Data
09/Mar/08	No Data	No Data	No Data	No Data	No Data	No Data	No Data	No Data	No Data	No Data
10/Mar/08	No Data	No Data	No Data	No Data	No Data	No Data	No Data	No Data	No Data	No Data
11/Mar/08	No Data	No Data	No Data	No Data	No Data	No Data	No Data	No Data	No Data	No Data
12/Mar/08	No Data	No Data	No Data	No Data	No Data	No Data	No Data	No Data	No Data	No Data
13/Mar/08	No Data	No Data	No Data	No Data	No Data	No Data	No Data	No Data	No Data	No Data
14/Mar/08	No Data	No Data	No Data	No Data	No Data	No Data	No Data	No Data	No Data	No Data
15/Mar/08	No Data	No Data	No Data	No Data	No Data	No Data	No Data	No Data	No Data	No Data
16/Mar/08	No Data	No Data	No Data	No Data	No Data	No Data	No Data	No Data	No Data	No Data
17/Mar/08	No Data	No Data	No Data	No Data	No Data	No Data	No Data	No Data	No Data	No Data
18/Mar/08	No Data	No Data	No Data	No Data	No Data	No Data	No Data	No Data	No Data	No Data
19/Mar/08	No Data	No Data	No Data	No Data	No Data	No Data	No Data	No Data	No Data	No Data
20/Mar/08	19.9	22.5	26.6	34	44	52	0.0	0.0	0.3	3.1
21/Mar/08	19.1	23.2	29.6	34	54	70	1.0	0.0	4.5	15.6
22/Mar/08	16.8	22.6	30.3	31	56	77	0.0	3.1	6.3	14.3
23/Mar/08	17.3	23.4	29.8	28	54	79	0.3	0.0	3.7	10.3
24/Mar/08	15.8	23.2	30.8	26	52	84	0.0	0.0	2.2	8.1
25/Mar/08	17.9	22.4	28.4	39	58	88	2.8	0.0	6.2	14.3
26/Mar/08	14.7	20.7	27.9	21	64	92	0.3	0.0	2.4	8.1
27/Mar/08	12.8	19.2	26.3	18	54	88	1.5	0.0	2.9	10.3
28/Mar/08	6.3	16.0	24.9	15	43	77	0.0	0.0	2.5	9.4
29/Mar/08	6.2	16.1	25.2	12	36	70	0.0	0.0	2.5	10.7
30/Mar/08	5.5	16.8	26.0	16	32	61	0.0	0.0	1.8	10.3
31/Mar/08	7.8	17.8	26.1	20	34	58	0.0	0.0	2.4	15.6
Average	13.1	19.8	27.1	25	50	76		0.7	3.4	11.0
Maximum	19.9	23.4	30.8	41	69	92	2.8	3.6	6.3	15.6
Minimum	5.5	16.0	22.9	12	32	52	0.0	0.0	0.3	3.1
Total							5.9			

Date	Min Temp (°C)	Ave Temp (°C)	Max Temp (°C)	Min RH (%)	Ave RH (%)	Max RH (%)	Rain (mm)	Min WS (m/s)	Ave WS (m/s)	Max WS (m/s)
01/Apr/08	8.9	17.5	27.3	14	34	59	0.0	0.0	1.9	7.1
02/Apr/08	10.1	20.6	28.6	20	37	63	0.0	0.0	4.7	14.3
03/Apr/08	10.9	20.0	23.7	13	32	50	0.0	0.0	6.7	16.1
04/Apr/08	6.2	14.6	23.2	14.0	31.0	53.0	0.0	0.0	3.2	9.4
05/Apr/08	11.1	18.2	26.2	20.0	41.0	61.0	0.0	0.9	3.9	8.5
06/Apr/08	12.8	19.5	26.4	21.0	47.0	69.0	0.0	3.6	5.0	13.9
07/Apr/08	12.0	18.8	25.6	25.0	51.0	79.0	0.0	4.0	5.6	14.8
08/Apr/08	9.8	17.4	25.0	28.0	56.0	85.0	0.0	2.7	6.3	15.2
09/Apr/08	11.6	17.8	24.7	28.0	56.0	85.0	0.0	2.2	4.8	11.6
10/Apr/08	11.1	17.8	25.9	32.0	61.0	84.0	1.0	0.4	4.0	11.2
11/Apr/08	11.8	18.5	26.6	15.0	47.0	84.0	0.0	0.0	3.3	8.5
12/Apr/08	12.6	20.2	27.8	23.0	46.0	79.0	0.0	0.4	3.1	7.1
13/Apr/08	11.8	20.5	28.2	19.0	36.0	55.0	0.0	0.0	3.1	9.8
14/Apr/08	10.6	17.8	24.2	23.0	45.0	72.0	0.0	1.3	4.3	11.6
15/Apr/08	10.9	17.7	25.0	26.0	54.0	76.0	0.0	4.5	6.4	15.2
16/Apr/08	11.9	14.2	19.5	46.0	72.0	81.0	0.0	0.0	2.7	10.7
17/Apr/08	No Data	No Data	No Data	No Data	No Data	No Data	No Data	No Data	No Data	No Data
18/Apr/08	No Data	No Data	No Data	No Data	No Data	No Data	No Data	No Data	No Data	No Data
19/Apr/08	No Data	No Data	No Data	No Data	No Data	No Data	No Data	No Data	No Data	No Data
20/Apr/08	No Data	No Data	No Data	No Data	No Data	No Data	No Data	No Data	No Data	No Data
21/Apr/08	No Data	No Data	No Data	No Data	No Data	No Data	No Data	No Data	No Data	No Data
22/Apr/08	12.6	14.6	17.6	58	70	77	0.2	0.0	1.3	11.2
23/Apr/08	10.9	15.4	21.2	43	68	83	1.2	2.2	4.7	9.4
24/Apr/08	12.8	15.4	19.1	63	78	92	3.6	1.8	5.0	13.4
25/Apr/08	12.3	14.8	17.3	73	85	92	5.8	0.0	3.3	12.5
26/Apr/08	9.5	16.2	24.1	30	70	94	0.4	0.0	1.8	8.9
27/Apr/08	11.2	19.7	27.3	15	38	69	0.0	0.0	7.1	20.1
28/Apr/08	6.2	11.9	16.6	27	50	67	0.0	1.3	4.2	12.1
29/Apr/08	2.1	9.7	16.4	26	54	88	0.0	0.0	2.3	8.9
30/Apr/08	4.4	12.0	21.6	17	44	69	0.0	0.0	2.2	6.3
Average	10.2	16.8	23.6	29	52	75		1.0	4.0	11.5
Maximum	12.8	20.6	28.6	73	85	94	5.8	4.5	7.1	20.1
Minimum	2.1	9.7	16.4	13	31	50	0.0	0.0	1.3	6.3
Total							12.2			

<i>Date</i>	<i>Min Temp (°C)</i>	<i>Ave Temp (°C)</i>	<i>Max Temp (°C)</i>	<i>Min RH (%)</i>	<i>Ave RH (%)</i>	<i>Max RH (%)</i>	<i>Rain (mm)</i>	<i>Min WS (m/s)</i>	<i>Ave WS (m/s)</i>	<i>Max WS (m/s)</i>
01/May/08	7.9	16.0	24.2	25	44	64	0.0	0.0	2.5	10.7
02/May/08	11.1	17.7	24.2	22	40	64	0.0	0.0	1.8	9.4
03/May/08	6.6	13.8	21.6	20	46	75.0	0.0	0.0	2.8	10.3
04/May/08	4.4	12.4	21.6	24.0	48.0	75	0.0	0.0	0.8	4.9
05/May/08	5.5	13.0	22.9	19.0	42.0	69.0	0.0	0.0	2.1	6.7
06/May/08	3.4	13.1	23.3	19.0	42.0	69.0	0.0	0.0	1.5	5.4
07/May/08	6.6	15.9	23.9	21.0	44.0	68.0	0.0	0.0	2.7	9.4
08/May/08	5.1	14.0	22.5	22.0	49.0	81.0	0.0	0.0	2.5	8.1
09/May/08	7.8	14.6	23.6	23.0	43.0	65.0	0.0	0.0	2.1	6.3
10/May/08	9.2	15.9	25.5	22.0	43.0	63.0	0.0	0.0	2.0	6.3
11/May/08	9.4	16.5	25.7	24.0	49.0	71.0	0.0	0.0	2.5	6.7
12/May/08	11.7	17.0	24.7	27.0	56.0	79.0	0.0	0.4	3.5	8.5
13/May/08	9.6	16.1	24.9	31.0	57.0	80.0	0.0	0.0	2.7	15.2
14/May/08	7.7	14.9	23.6	31.0	59.0	80.0	0.0	0.0	2.9	13.0
15/May/08	9.2	15.5	23.3	41.0	65.0	88.0	1.8	0.0	2.2	12.1
16/May/08	12.6	16.8	22.9	43.0	70.0	92.0	1.4	0.0	4.1	12.1
17/May/08	5.5	15.3	22.5	23.0	54.0	89.0	1.4	1.3	6.5	18.3
18/May/08	4.0	9.1	14.5	45.0	72.0	89.0	0.2	0.4	4.0	11.6
19/May/08	5.1	12.1	19.5	34.0	64.0	93.0	0.2	0.0	2.9	9.4
20/May/08	4.0	11.5	19.1	36.0	59.0	85.0	0.0	0.0	1.7	7.6
21/May/08	5.9	12.9	22.0	26.0	60.0	88.0	0.0	0.9	3.3	8.1
22/May/08	8.5	14.2	21.3	34	63	85.0	0.0	2.7	5.4	10.3
23/May/08	7.8	13.2	21.4	34	61	82	0.0	0.0	3.4	7.6
24/May/08	7.9	13.5	21.4	37	62	81	0.0	0.0	2.7	7.6
25/May/08	7.5	13.6	22.8	29	59	81	0.0	0.0	2.0	9.8
26/May/08	6.7	14.3	22.9	27	58	86	0.0	0.0	2.3	7.6
27/May/08	10.4	16.1	23.3	27	56	81	0.0	0.0	2.2	7.6
28/May/08	9.3	14.0	19.1	47	70	87	0.4	0.0	1.5	7.1
29/May/08	7.5	14.2	21.8	31	64	92	0.2	0.9	3.4	11.2
30/May/08	8.7	14.5	22.0	37	65	90	0.0	2.2	4.8	11.2
31/May/08	8.6	15.0	22.6	31	60	86	0.0	0.9	4.1	8.9
Average	7.6	14.4	22.4	29	56	80		0.3	2.9	9.3
Maximum	12.6	17.7	25.7	47	72	93	1.8	2.7	6.5	18.3
Minimum	3.4	9.1	14.5	19	40	63	0.0	0.0	0.8	4.9
Total							5.6			

<i>Date</i>	<i>Min Temp (°C)</i>	<i>Ave Temp (°C)</i>	<i>Max Temp (°C)</i>	<i>Min RH (%)</i>	<i>Ave RH (%)</i>	<i>Max RH (%)</i>	<i>Rain (mm)</i>	<i>Min WS (m/s)</i>	<i>Ave WS (m/s)</i>	<i>Max WS (m/s)</i>
01/Jun/08	9.0	15.4	22.5	27	57	86	0.0	0.0	4.5	13.4
02/Jun/08	10.1	14.2	20.9	38	73	91	19.4	0.4	4.6	10.3
03/Jun/08	12.6	14.9	18.2	76	84	92.0	5.6	4.0	6.3	12.1
04/Jun/08	12.8	15.2	18.2	72.0	84.0	92	0.0	0.4	3.0	8.1
05/Jun/08	10.7	14.3	19.2	58.0	79.0	93.0	0.2	0.0	1.9	6.7
06/Jun/08	9.2	13.5	19.6	56.0	78.0	90.0	0.2	1.3	2.7	7.6
07/Jun/08	9.1	13.5	19.5	48.0	75.0	92.0	0.2	1.8	4.1	8.9
08/Jun/08	8.2	14.1	21.1	41.0	66.0	86.0	0.0	1.8	4.9	9.4
09/Jun/08	11.2	13.8	18.2	44.0	71.0	83.0	0.0	0.0	2.3	6.7
10/Jun/08	10.1	14.8	22.1	54.0	71.0	86.0	0.0	0.0	1.9	8.9
11/Jun/08	9.6	14.7	21.6	57.0	76.0	89.0	0.0	0.0	2.1	9.8
12/Jun/08	11.8	15.3	19.6	62.0	81.0	93.0	5.2	0.0	1.6	7.6
13/Jun/08	8.0	14.0	18.1	43.0	72.0	94.0	2.4	0.9	4.4	13.4
14/Jun/08	4.8	9.2	15.1	36.0	61.0	81.0	0.0	0.0	3.9	11.2
15/Jun/08	3.5	10.1	17.3	50.0	69.0	85.0	0.0	0.9	3.9	11.2
16/Jun/08	7.3	13.2	19.4	50.0	72.0	90.0	0.0	0.0	4.3	11.6
17/Jun/08	8.5	13.9	21.2	48.0	73.0	94.0	0.0	0.9	3.7	8.1
18/Jun/08	10.6	15.1	21.6	46.0	71.0	88.0	0.0	0.0	2.6	7.1
19/Jun/08	8.9	12.6	14.9	77.0	87.0	94.0	16.0	0.0	2.3	6.3
20/Jun/08	7.6	10.9	15.2	69.0	88.0	95.0	0.4	0.0	1.8	8.9
21/Jun/08	8.7	11.3	16.2	50.0	76.0	92.0	0.0	0.9	2.7	8.5
22/Jun/08	5.3	10.9	15.6	49.0	69	88.0	0.0	0.0	3.0	8.9
23/Jun/08	2.7	8.5	16.3	42	73	92	0.0	0.0	2.2	9.8
24/Jun/08	2.0	8.9	18.2	40	71	91	0.0	0.0	1.9	8.5
25/Jun/08	3.6	10.1	19.9	34	69	93	0.2	0.0	1.3	6.3
26/Jun/08	1.8	9.8	19.2	30	63	88	0.0	0.0	1.7	8.5
27/Jun/08	3.2	9.2	17.1	32	66	88	0.0	0.0	1.7	6.7
28/Jun/08	2.8	8.6	18.2	28	65	87	0.0	0.0	2.2	8.1
29/Jun/08	2.2	9.4	20.2	25	62	84	0.0	0.0	1.9	7.6
30/Jun/08	3.7	12.2	21.3	32	59	82	0.0	0.0	4.0	13.4
Average	7.3	12.4	18.9	47	72	89		0.4	3.0	9.1
Maximum	12.8	15.4	22.5	77	88	95	19.4	4.0	6.3	13.4
Minimum	1.8	8.5	14.9	25	57	81	0.0	0.0	1.3	6.3
Total							49.8			

Date	Min Temp (°C)	Ave Temp (°C)	Max Temp (°C)	Min RH (%)	Ave RH (%)	Max RH (%)	Rain (mm)	Min WS (m/s)	Ave WS (m/s)	Max WS (m/s)
01/Jul/08	4.9	11.8	17.8	28	54	81	0.0	0.4	3.2	9.4
02/Jul/08	2.9	10.2	17.4	45	63	80	0.0	0.0	2.7	9.8
03/Jul/08	1.8	9.2	17.3	41	67	91.0	0.0	0.0	1.1	6.3
04/Jul/08	2.3	9.9	18.2	36.0	65.0	88	0.0	0.4	4.4	9.4
05/Jul/08	5.9	11.7	18.9	37.0	66.0	92.0	0.0	0.0	3.3	8.1
06/Jul/08	7.5	12.2	19.5	41.0	68.0	85.0	0.2	0.0	2.2	6.3
07/Jul/08	9.8	13.5	18.7	57.0	77.0	91.0	2.6	0.0	3.3	13.4
08/Jul/08	2.8	10.3	14.8	39.0	75.0	92.0	0.2	0.0	3.3	11.6
09/Jul/08	1.1	5.4	11.1	60.0	79.0	91.0	1.6	0.0	3.4	13.0
10/Jul/08	1.6	7.5	13.0	49.0	70.0	88.0	0.0	0.4	3.5	11.2
11/Jul/08	0.9	8.8	15.0	32.0	60.0	88.0	0.0	0.9	2.2	7.1
12/Jul/08	0.5	8.2	17.6	21.0	57.0	87.0	0.0	0.0	2.3	8.1
13/Jul/08	4.9	12.9	21.3	43.0	59.0	82.0	0.0	0.0	2.7	12.5
14/Jul/08	9.2	15.9	19.9	73.0	81.0	92.0	2.6	0.0	4.5	13.0
15/Jul/08	6.3	12.8	20.2	22.0	62.0	92.0	0.2	0.0	2.2	8.9
16/Jul/08	2.2	8.2	17.1	35.0	70.0	88.0	0.0	0.0	1.2	5.8
17/Jul/08	1.4	9.3	18.2	30.0	62.0	87.0	0.0	0.0	2.1	9.8
18/Jul/08	2.7	12.2	18.6	23.0	44.0	71.0	0.0	0.0	4.5	13.0
19/Jul/08	0.1	8.4	18.1	27.0	56.0	80.0	0.0	0.0	1.3	7.1
20/Jul/08	4.6	13.5	22.7	24.0	56.0	90.0	15.0	0.0	5.0	15.6
21/Jul/08	5.4	11.1	14.9	55.0	72.0	92.0	0.0	1.3	4.5	10.7
22/Jul/08	2.7	8.1	13.6	37.0	66	90.0	0.0	0.0	3.9	10.7
23/Jul/08	4.9	10.1	15.6	44	60	72	0.0	3.6	5.5	10.3
24/Jul/08	8.4	10.4	13.0	68	79	91	1.2	2.2	5.0	10.7
25/Jul/08	6.1	10.3	15.8	49	72	88	0.2	1.3	3.9	10.3
26/Jul/08	2.9	9.1	16.1	33	65	91	0.0	0.0	2.4	9.8
27/Jul/08	0.8	7.7	14.3	46	71	88	1.0	0.0	2.6	14.3
28/Jul/08	3.1	8.0	11.9	43	67	88	0.4	0.4	3.7	8.9
29/Jul/08	3.8	8.4	14.9	39	65	84	0.2	0.0	3.3	12.5
30/Jul/08	1.0	7.5	16.3	25	63	90	0.0	0.0	1.5	7.1
31/Jul/08	-0.7	9.7	18.2	27	53	83	0.0	0.0	2.6	9.4
Average	3.6	10.1	16.8	40	65	87		0.4	3.1	10.1
Maximum	9.8	15.9	22.7	73	81	92	15.0	3.6	5.5	15.6
Minimum	-0.7	5.4	11.1	21	44	71	0.0	0.0	1.1	5.8
Total							25.4			

<i>Date</i>	<i>Min Temp (°C)</i>	<i>Ave Temp (°C)</i>	<i>Max Temp (°C)</i>	<i>Min RH (%)</i>	<i>Ave RH (%)</i>	<i>Max RH (%)</i>	<i>Rain (mm)</i>	<i>Min WS (m/s)</i>	<i>Ave WS (m/s)</i>	<i>Max WS (m/s)</i>
01/Aug/08	6.4	4.1	17.6	30	50	92	5.2	1.3	6.1	17.0
02/Aug/08	4.7	8.7	14.1	44	75	96	0.2	0.4	2.7	7.6
03/Aug/08	-0.1	7.0	14.9	42	71	91.0	0.2	0.0	1.1	7.1
04/Aug/08	0.2	8.2	17.1	32.0	64.0	90	0.0	0.0	1.7	9.4
05/Aug/08	2.9	7.8	15.4	48.0	74.0	91.0	1.4	0.0	3.1	8.9
06/Aug/08	0.2	8.1	16.1	41.0	73.0	94.0	0.2	0.0	2.9	9.8
07/Aug/08	2.3	8.4	15.8	28.0	62.0	89.0	0.0	0.0	4.3	14.8
08/Aug/08	1.5	7.7	14.9	40.0	62.0	85.0	0.0	0.0	2.3	6.3
09/Aug/08	-1.2	6.9	15.6	30.0	62.0	91.0	0.0	0.0	1.4	5.4
10/Aug/08	0.1	8.2	15.4	27.0	51.0	81.0	0.0	0.9	4.3	13.4
11/Aug/08	0.3	6.3	12.4	30.0	54.0	79.0	0.0	0.0	3.6	10.7
12/Aug/08	-2.3	6.2	15.1	26.0	61.0	89.0	0.0	0.0	1.7	8.5
13/Aug/08	-2.3	7.6	16.1	28.0	57.0	87.0	0.0	0.0	1.9	8.1
14/Aug/08	-1.7	8.0	16.4	22.0	51.0	85.0	0.0	0.0	2.5	8.9
15/Aug/08	-0.1	7.1	16.1	34.0	62.0	84.0	0.0	0.0	2.3	11.6
16/Aug/08	0.7	8.6	12.4	47.0	65.0	86.0	0.0	0.0	3.0	8.9
17/Aug/08	4.2	10.1	16.3	29.0	58.0	90.0	0.0	0.0	2.8	8.1
18/Aug/08	-0.2	8.0	15.4	27.0	53.0	82.0	0.0	0.0	2.4	9.4
19/Aug/08	-0.6	7.8	16.4	25.0	53.0	83.0	0.0	0.0	1.9	8.1
20/Aug/08	-1.9	8.7	19.4	18.0	47.0	80.0	0.0	0.0	1.8	9.4
21/Aug/08	1.6	12.6	21.1	31.0	48.0	63.0	0.0	0.0	4.8	15.2
22/Aug/08	4.4	11.4	16.2	41.0	67	89.0	10.0	0.0	4.1	14.8
23/Aug/08	2.2	9.2	15.8	30	60	90	0.0	0.9	3.7	10.3
24/Aug/08	2.2	9.1	16.4	28	57	82	0.0	0.0	2.8	8.5
25/Aug/08	3.8	10.8	19.6	28	56	77	0.0	0.0	2.4	7.6
26/Aug/08	4.5	13.3	23.3	29	59	81	0.0	0.0	2.4	10.3
27/Aug/08	8.2	14.9	23.1	21	50	75	0.0	0.0	2.5	8.1
28/Aug/08	7.1	13.6	22.9	25	60	84	0.0	0.9	4.9	10.7
29/Aug/08	7.4	14.0	22.1	40	64	82	0.0	0.0	3.5	8.1
30/Aug/08	10.1	17.4	24.7	47	64	87	5.6	0.0	3.9	12.1
31/Aug/08	13.6	15.8	19.2	65	87	92	32.4	0.0	5.5	15.6
Average	2.5	9.5	17.3	33	61	85		0.1	3.1	10.1
Maximum	13.6	17.4	24.7	65	87	96	32.4	1.3	6.1	17.0
Minimum	-2.3	4.1	12.4	18	47	63	0.0	0.0	1.1	5.4
Total							55.2			

<i>Date</i>	<i>Min Temp (°C)</i>	<i>Ave Temp (°C)</i>	<i>Max Temp (°C)</i>	<i>Min RH (%)</i>	<i>Ave RH (%)</i>	<i>Max RH (%)</i>	<i>Rain (mm)</i>	<i>Min WS (m/s)</i>	<i>Ave WS (m/s)</i>	<i>Max WS (m/s)</i>
01/Sep/08	9.7	14.7	20.4	44	75	93	0.2	0.0	1.5	5.8
02/Sep/08	7.0	13.4	21.0	27	63	85	0.0	0.0	2.0	6.3
03/Sep/08	7.8	13.6	20.3	48	69	80.0	1.6	1.8	5.8	13.0
04/Sep/08	10.4	12.7	16.9	52.0	74.0	89	6.2	1.8	6.2	12.1
05/Sep/08	10.8	12.3	14.9	79.0	86.0	91.0	20.2	4.0	7.1	13.9
06/Sep/08	11.1	13.2	16.1	63.0	75.0	88.0	0.0	0.4	3.8	9.8
07/Sep/08	5.1	13.4	18.8	45.0	66.0	91.0	0.0	0.0	1.9	6.7
08/Sep/08	4.8	13.1	19.9	30.0	57.0	89.0	0.0	0.0	2.6	12.5
09/Sep/08	3.8	10.9	18.7	29.0	64.0	88.0	0.0	0.0	2.1	7.6
10/Sep/08	2.1	10.8	19.6	27.0	58.0	89.0	0.0	0.0	1.6	8.9
11/Sep/08	1.5	10.5	18.6	27.0	60.0	87.0	0.0	0.0	1.0	7.1
12/Sep/08	4.1	13.5	23.6	33.0	61.0	85.0	0.0	0.0	2.1	10.3
13/Sep/08	9.4	19.0	26.8	41.0	58.0	81.0	0.0	0.0	3.8	12.5
14/Sep/08	15.1	17.7	22.9	39.0	69.0	91.0	17.4	3.6	7.7	17.9
15/Sep/08	15.8	19.4	23.3	51.0	69.0	83.0	0.2	4.5	6.5	12.1
16/Sep/08	7.6	14.1	19.3	28.0	49.0	72.0	0.0	0.4	4.0	13.4
17/Sep/08	4.8	13.2	21.9	35.0	60.0	80.0	0.0	0.0	2.5	7.1
18/Sep/08	8.3	14.9	22.8	42.0	69.0	87.0	0.0	0.0	2.9	9.4
19/Sep/08	10.1	17.6	25.5	46.0	71.0	88.0	0.0	0.0	2.2	8.9
20/Sep/08	12.3	21.6	29.9	28.0	54.0	87.0	0.0	0.0	4.1	12.5
21/Sep/08	11.3	19.3	28.3	32.0	60.0	84.0	0.0	0.0	1.8	7.6
22/Sep/08	16.1	20.9	29.1	37.0	67	92.0	40.0	1.3	5.7	15.6
23/Sep/08	9.3	16.3	20.4	62	77	89	3.0	0.0	3.7	13.0
24/Sep/08	8.0	14.2	20.4	47	67	84	0.0	2.7	5.6	11.6
25/Sep/08	7.8	14.5	21.1	39	64	84	0.0	0.0	3.9	8.9
26/Sep/08	8.9	15.0	22.7	41	67	88	0.0	0.0	1.5	5.4
27/Sep/08	8.4	16.6	25.9	25	64	89	0.2	0.0	1.3	5.4
28/Sep/08	9.3	20.4	29.2	24	50	88	0.0	0.0	3.9	12.1
29/Sep/08	9.5	19.0	26.0	19	41	77	0.0	0.0	3.8	11.2
30/Sep/08	9.0	15.9	24.8	21	55	85	0.0	0.0	1.8	6.7
Average	8.6	15.4	22.3	39	64	86		0.7	3.5	10.2
Maximum	16.1	21.6	29.9	79	86	93	40.0	4.5	7.7	17.9
Minimum	1.5	10.5	14.9	19	41	72	0.0	0.0	1.0	5.4
Total							89.0			

<i>Date</i>	<i>Min Temp (°C)</i>	<i>Ave Temp (°C)</i>	<i>Max Temp (°C)</i>	<i>Min RH (%)</i>	<i>Ave RH (%)</i>	<i>Max RH (%)</i>	<i>Rain (mm)</i>	<i>Min WS (m/s)</i>	<i>Ave WS (m/s)</i>	<i>Max WS (m/s)</i>
01/Oct/08	7.7	17.4	26.4	30	57	84	0.0	0.0	3.0	11.6
02/Oct/08	14.9	23.1	28.6	35	49	64	0.0	1.8	5.7	14.6
03/Oct/08	18.2	24.3	30.1	29	44	66.0	0.0	1.3	5.3	12.5
04/Oct/08	13.6	21.7	30.9	30.0	63.0	89	8.8	0.0	4.4	14.8
05/Oct/08	18.2	23.1	28.3	46.0	66.0	87.0	0.6	0.0	4.2	13.0
06/Oct/08	11.8	19.3	23.9	35.0	75.0	92.0	31.4	0.0	4.5	14.3
07/Oct/08	5.7	12.9	19.2	40.0	59.0	84.0	0.0	0.0	2.5	9.8
08/Oct/08	5.7	13.9	21.2	35.0	60.0	91.0	0.0	0.0	1.9	9.4
09/Oct/08	7.8	15.9	24.2	31.0	59.0	84.0	0.0	0.0	2.3	6.7
10/Oct/08	12.7	17.3	22.9	36.0	65.0	86.0	0.8	0.0	2.6	7.1
11/Oct/08	10.3	16.9	23.1	45.0	71.0	91.0	0.0	0.0	1.7	8.1
12/Oct/08	13.3	18.4	25.7	37.0	68.0	88.0	0.0	0.0	1.5	9.8
13/Oct/08	13.7	20.3	27.3	34.0	63.0	84.0	0.0	0.0	3.1	10.3
14/Oct/08	13.6	19.2	26.4	47.0	76.0	92.0	6.6	0.0	4.1	13.0
15/Oct/08	13.5	18.8	25.2	39.0	72.0	92.0	0.2	0.4	4.0	10.7
16/Oct/08	11.9	17.8	24.4	42.0	65.0	86.0	0.0	1.3	5.1	12.1
17/Oct/08	10.9	17.8	25.1	30.0	57.0	79.0	0.0	0.0	2.6	10.7
18/Oct/08	10.4	18.9	27.8	18.0	52.0	81.0	0.0	0.0	1.8	8.1
19/Oct/08	11.4	20.1	29.1	24.0	52.0	78.0	0.0	0.0	2.1	9.4
20/Oct/08	11.4	22.5	31.7	18.0	47.0	85.0	0.0	0.0	2.1	12.1
21/Oct/08	14.6	21.9	29.6	10.0	37.0	77.0	0.0	0.0	3.7	11.2
22/Oct/08	6.8	13.8	22.3	19.0	57	83.0	0.0	1.3	5.4	21.0
23/Oct/08	4.6	12.6	20.3	24	50	78	0.0	1.3	4.3	12.5
24/Oct/08	7.1	15.9	23.7	21	48	81	0.0	0.4	2.9	9.4
25/Oct/08	5.9	18.0	27.3	14	39	79	0.0	0.0	1.7	9.8
26/Oct/08	9.2	20.2	29.6	14	40	67	0.0	0.0	1.5	7.6
27/Oct/08	12.3	22.6	31.4	21	45	71	0.0	0.0	4.5	14.3
28/Oct/08	19.4	26.0	33.7	20	35	57	0.0	0.0	4.8	14.3
29/Oct/08	17.4	26.1	34.0	20	40	68	0.0	0.0	3.7	10.7
30/Oct/08	17.6	24.9	33.2	22	47	76	0.0	0.0	3.9	11.6
31/Oct/08	22.9	27.4	36.7	15	39	72	0.6	0.0	6.6	16.1
Average	12.1	19.6	27.2	28	55	80		0.3	3.5	11.5
Maximum	22.9	27.4	36.7	47	76	92	31.4	1.8	6.6	21.0
Minimum	4.6	12.6	19.2	10	35	57	0.0	0.0	1.5	6.7
Total							49.0			

<i>Date</i>	<i>Min Temp (°C)</i>	<i>Ave Temp (°C)</i>	<i>Max Temp (°C)</i>	<i>Min RH (%)</i>	<i>Ave RH (%)</i>	<i>Max RH (%)</i>	<i>Rain (mm)</i>	<i>Min WS (m/s)</i>	<i>Ave WS (m/s)</i>	<i>Max WS (m/s)</i>
01/Nov/08	19.9	22.7	25.5	38	51	68	0.0	1.8	3.9	11.2
02/Nov/08	18.2	23.4	29.9	36	56	87	1.8	0.0	3.7	10.3
03/Nov/08	18.5	21.0	26.1	57	81	93.0	33.8	0.0	3.9	10.7
04/Nov/08	13.0	20.7	27.3	23.0	53.0	87	0.0	0.0	2.6	8.5
05/Nov/08	12.9	19.1	26.0	42.0	62.0	83.0	0.4	0.0	3.5	10.3
06/Nov/08	10.6	21.0	31.0	19.0	53.0	90.0	0.2	0.0	1.6	8.5
07/Nov/08	14.0	25.2	34.1	16.0	41.0	81.0	0.0	0.0	2.3	10.7
08/Nov/08	14.6	19.9	26.8	32.0	72.0	90.0	5.8	0.0	3.8	10.3
09/Nov/08	11.9	19.2	27.1	25.0	54.0	90.0	0.0	0.0	3.1	11.6
10/Nov/08	13.7	21.6	29.7	18.0	47.0	81.0	0.0	0.0	4.7	12.5
11/Nov/08	11.6	21.4	30.1	27.0	47.0	75.0	0.0	1.8	4.6	10.7
12/Nov/08	15.3	23.2	30.7	19.0	44.0	77.0	0.0	0.0	3.2	11.2
13/Nov/08	17.0	24.4	32.1	20.0	44.0	70.0	0.0	0.0	1.9	7.1
14/Nov/08	18.9	26.6	33.7	22.0	41.0	68.0	0.0	0.0	3.1	13.0
15/Nov/08	22.8	26.9	31.0	33.0	45.0	61.0	0.0	0.0	4.2	13.0
16/Nov/08	20.2	25.3	32.9	15.0	38.0	63.0	0.0	0.0	3.9	12.5
17/Nov/08	17.5	19.1	21.7	56.0	73.0	89.0	1.2	0.4	4.0	10.3
18/Nov/08	15.9	17.1	17.9	85.0	89.0	92.0	32.0	0.0	2.2	6.7
19/Nov/08	16.7	21.1	26.4	63.0	81.0	92.0	3.4	0.0	2.9	9.4
20/Nov/08	17.4	20.6	26.6	55.0	78.0	89.0	12.8	0.4	4.2	13.4
21/Nov/08	15.2	21.9	28.1	28.0	60.0	90.0	1.0	0.4	3.3	13.0
22/Nov/08	9.4	17.6	22.1	24.0	52	87.0	2.0	0.0	5.8	16.5
23/Nov/08	7.6	14.2	20.3	28	48	78	0.0	1.3	5.7	17.0
24/Nov/08	10.7	19.9	27.3	24	43	73	0.0	0.4	3.5	10.7
25/Nov/08	12.1	21.8	30.4	12	44	78	0.0	0.0	3.0	11.2
26/Nov/08	16.7	22.1	28.4	40	61	88	4.8	1.3	4.4	10.7
27/Nov/08	16.3	22.2	29.8	46	73	92	6.2	0.4	3.8	12.5
28/Nov/08	19.1	25.3	32.8	42	68	90	23.8	0.0	6.1	20.6
29/Nov/08	15.3	22.7	27.2	35	64	92	0.4	0.0	5.4	13.9
30/Nov/08	12.6	19.3	26.1	26	51	84	0.0	0.9	3.2	11.2
Average	15.2	21.6	28.0	34	57	83		0.3	3.7	11.6
Maximum	22.8	26.9	34.1	85	89	93	33.8	1.8	6.1	20.6
Minimum	7.6	14.2	17.9	12	38	61	0.0	0.0	1.6	6.7
Total							129.6			

<i>Date</i>	<i>Min Temp (°C)</i>	<i>Ave Temp (°C)</i>	<i>Max Temp (°C)</i>	<i>Min RH (%)</i>	<i>Ave RH (%)</i>	<i>Max RH (%)</i>	<i>Rain (mm)</i>	<i>Min WS (m/s)</i>	<i>Ave WS (m/s)</i>	<i>Max WS (m/s)</i>
01/Dec/08	10.8	21.7	30.9	18	45	86	0.0	0.0	2.6	9.4
02/Dec/08	17.9	26.3	34.7	14	29	56	0.0	0.0	4.5	13.9
03/Dec/08	18.4	26.8	34.4	13	29	53.0	0.0	0.0	4.0	13.9
04/Dec/08	16.4	25.4	33.0	18.0	37.0	61	0.0	0.0	3.5	9.4
05/Dec/08	19.6	25.9	33.1	27.0	56.0	80.0	0.4	0.4	4.5	11.2
06/Dec/08	20.1	27.5	32.6	27.0	49.0	71.0	1.0	0.9	5.1	11.6
07/Dec/08	18.1	22.0	28.0	41.0	65.0	90.0	2.6	0.0	1.3	6.7
08/Dec/08	16.1	21.6	29.8	34.0	66.0	87.0	3.2	0.0	2.4	18.3
09/Dec/08	14.8	24.2	31.9	24.0	54.0	88.0	0.0	0.0	3.4	11.2
10/Dec/08	20.2	28.1	36.7	18.0	46.0	70.0	0.0	2.7	6.8	20.6
11/Dec/08	18.1	25.9	35.5	21.0	53.0	77.0	0.0	0.9	5.0	14.8
12/Dec/08	19.4	22.0	28.7	54.0	79.0	92.0	40.4	0.4	3.8	13.4
13/Dec/08	20.6	23.8	28.9	35.0	71.0	93.0	50.4	2.7	6.8	17.0
14/Dec/08	14.2	19.5	24.4	36.0	55.0	79.0	0.0	1.8	4.3	13.0
15/Dec/08	10.9	18.8	25.9	26.0	53.0	88.0	0.0	0.0	3.0	10.3
16/Dec/08	9.9	21.0	29.5	19.0	46.0	88.0	0.0	0.0	1.7	8.5
17/Dec/08	12.6	23.4	33.0	14.0	44.0	79.0	0.0	0.0	2.2	13.0
18/Dec/08	16.7	26.1	34.9	14.0	43.0	72.0	0.0	0.0	4.7	15.6
19/Dec/08	15.5	24.2	31.0	16.0	36.0	72.0	0.0	0.0	4.1	13.4
20/Dec/08	14.2	21.3	28.7	26.0	49.0	79.0	0.0	0.9	6.1	14.8
21/Dec/08	15.3	22.2	28.9	29	47.0	64.0	0.0	0.9	3.9	9.8
22/Dec/08	17.0	23.5	30.4	25	46	65.0	0.0	0.0	2.3	8.5
23/Dec/08	19.9	25.0	33.4	27	52	87	4.4	0.0	4.8	13.9
24/Dec/08	19.9	25.5	32.9	33	64	89	0.0	0.0	2.7	13.4
25/Dec/08	18.7	26.3	34.4	17	51	84	0.0	0.0	3.2	8.5
26/Dec/08	19.8	25.3	33.5	29	57	77	0.8	0.0	3.0	13.4
27/Dec/08	18.6	21.5	23.8	67	82	92	74.0	0.0	2.8	11.2
28/Dec/08	18.2	24.0	30.4	47	74	92	8.4	0.0	2.2	8.9
29/Dec/08	19.7	26.1	33.2	40	64	88	3.8	0.0	3.9	13.0
30/Dec/08	17.8	24.8	32.2	14	52	88	0.0	0.0	3.9	11.6
31/Dec/08	13.7	24.0	32.4	20	45	82	0.0	0.0	2.0	10.3
Average	16.9	24.0	31.3	27	53	80		0.4	3.7	12.3
Maximum	20.6	28.1	36.7	67	82	93	74.0	2.7	6.8	20.6
Minimum	9.9	18.8	23.8	13	29	53	0.0	0.0	1.3	6.7
Total							189.4			

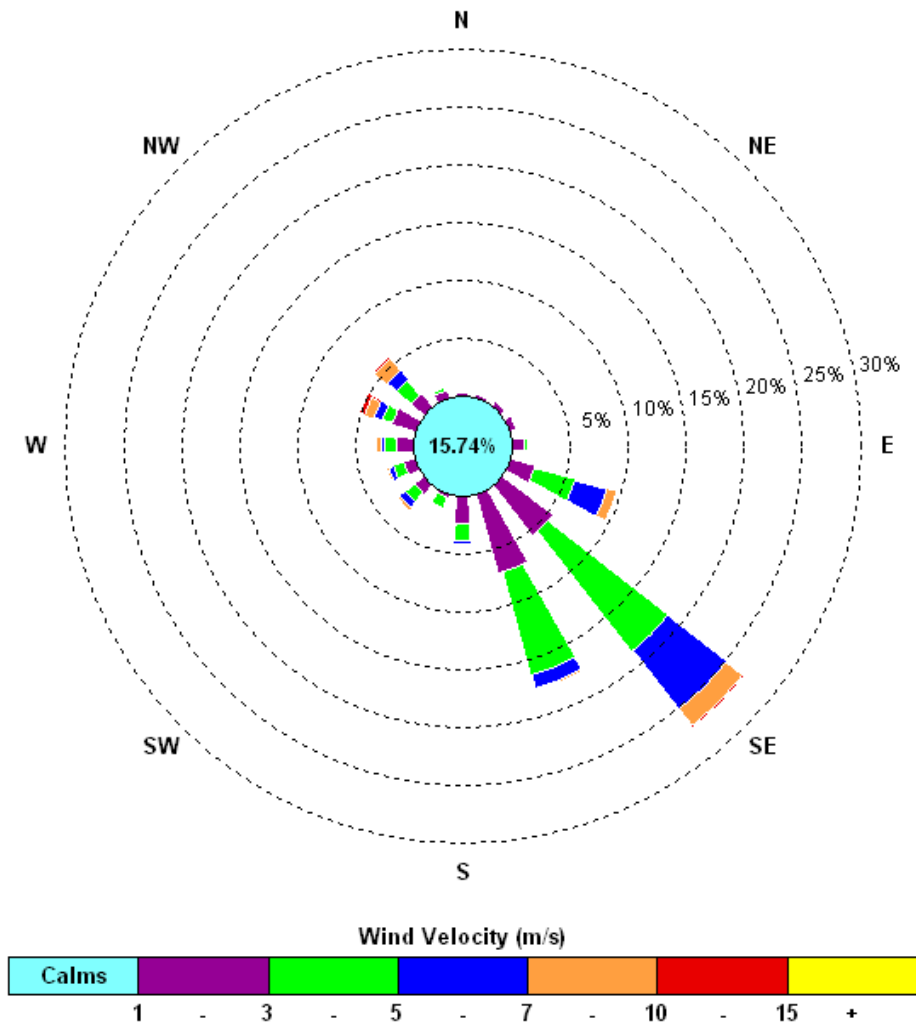
<i>Date</i>	<i>Min Temp (°C)</i>	<i>Ave Temp (°C)</i>	<i>Max Temp (°C)</i>	<i>Min RH (%)</i>	<i>Ave RH (%)</i>	<i>Max RH (%)</i>	<i>Rain (mm)</i>	<i>Min WS (m/s)</i>	<i>Ave WS (m/s)</i>	<i>Max WS (m/s)</i>
01/Jan/09	15.4	26.5	35.5	15	38	76	0.0	0.0	2.9	11.6
02/Jan/09	21.0	26.5	32.3	29	45	62	0.0	0.0	2.5	9.4
03/Jan/09	17.7	25.3	32.6	27	51	77.0	0.0	0.4	4.0	10.7
04/Jan/09	18.8	25.9	33.4	24.0	49.0	72	0.0	0.0	2.1	9.8
05/Jan/09	20.5	26.9	34.6	23.0	45.0	65.0	0.0	0.0	3.3	9.8
06/Jan/09	21.3	28.5	36.7	21.0	44.0	66.0	0.0	0.0	2.9	9.8
07/Jan/09	24.1	27.6	31.4	31.0	46.0	65.0	0.2	0.0	4.1	11.6
08/Jan/09	20.4	26.3	34.8	27.0	57.0	79.0	5.4	0.0	3.1	13.9
09/Jan/09	17.3	23.4	30.9	32.0	58.0	83.0	0.2	4.5	7.2	13.4
10/Jan/09	14.9	21.1	28.0	31.0	58.0	86.0	2.2	0.4	4.2	11.2
11/Jan/09	17.3	24.5	32.3	30.0	57.0	85.0	0.0	0.0	2.1	8.5
12/Jan/09	19.4	27.3	34.9	22.0	47.0	78.0	0.0	0.0	2.4	8.1
13/Jan/09	20.2	28.0	35.1	19.0	39.0	65.0	0.0	0.4	3.0	10.7
14/Jan/09	20.9	27.7	35.9	17.0	40.0	62.0	0.0	0.0	2.4	10.7
15/Jan/09	23.1	28.5	34.9	25.0	36.0	49.0	0.0	1.8	5.5	13.9
16/Jan/09	23.8	31.1	38.4	9.0	22.0	38.0	0.0	1.8	5.5	13.0
17/Jan/09	17.6	24.6	32.6	16.0	45.0	76.0	0.0	3.6	6.8	15.6
18/Jan/09	15.3	24.0	32.4	24.0	43.0	68.0	0.0	0.4	3.2	9.4
19/Jan/09	18.9	26.2	32.6	30.0	46.0	68.0	0.0	0.4	2.6	9.4
20/Jan/09	23.1	28.1	33.8	26.0	40.0	61.0	0.0	1.8	4.8	12.1
21/Jan/09	21.4	25.5	29.8	40	59.0	86.0	1.6	0.0	3.4	10.7
22/Jan/09	21.1	22.7	25.1	75	85	90.0	6.8	0.4	4.0	10.7
23/Jan/09	21.8	26.1	32.2	48	72	88	0.0	0.0	3.0	8.5
24/Jan/09	22.6	29.5	36.7	32	60	87	19.2	1.3	4.5	17.9
25/Jan/09	21.4	27.3	36.7	33	64	86	0.0	0.9	4.6	13.0
26/Jan/09	20.7	28.1	36.4	22	53	81	0.0	0.4	4.1	12.1
27/Jan/09	21.1	28.4	34.8	26	49	81	0.0	0.9	3.5	10.7
28/Jan/09	21.2	28.4	35.6	17	44	73	0.0	0.0	2.4	14.8
29/Jan/09	20.3	28.3	36.4	14	40	69	0.0	0.0	2.1	8.5
30/Jan/09	21.3	28.6	36.0	14	41	66	0.0	0.4	2.6	8.9
31/Jan/09	20.6	28.8	36.3	18	41	69	0.0	0.0	2.5	11.2
Average	20.1	26.8	33.8	26	49	73		0.7	3.6	11.3
Maximum	24.1	31.1	38.4	75	85	90	19.2	4.5	7.2	17.9
Minimum	14.9	21.1	25.1	9	22	38	0.0	0.0	2.1	8.1
Total							35.6			

<i>Date</i>	<i>Min Temp (°C)</i>	<i>Ave Temp (°C)</i>	<i>Max Temp (°C)</i>	<i>Min RH (%)</i>	<i>Ave RH (%)</i>	<i>Max RH (%)</i>	<i>Rain (mm)</i>	<i>Min WS (m/s)</i>	<i>Ave WS (m/s)</i>	<i>Max WS (m/s)</i>
01/Mar/09										
02/Mar/09										
03/Mar/09										
04/Mar/09										
05/Mar/09	18.2	19.7	23.6	29.0	35.0	39.0	0.0	0.0	0.8	7.1
06/Mar/09	9.6	19.4	27.3	25.0	44.0	77.0	0.0	0.0	1.8	7.1
07/Mar/09	9.6	21.0	31.0	16.0	41.0	76.0	0.0	0.0	1.1	7.1
08/Mar/09	14.2	24.0	32.2	17.0	38.0	59.0	0.0	0.0	3.7	11.2
09/Mar/09	17.6	24.5	32.1	24.0	49.0	73.0	0.0	3.6	5.6	12.1
10/Mar/09	17.9	24.0	31.6	27.0	50.0	70.0	0.0	3.1	5.9	12.1
11/Mar/09	16.3	23.6	30.8	25.0	48.0	69.0	0.0	3.6	5.7	11.2
12/Mar/09	17.4	24.0	29.4	29.0	47.0	71.0	0.0	0.4	2.6	8.1
13/Mar/09	18.1	23.8	30.3	33.0	55.0	81.0	0.0	0.0	2.9	10.7
14/Mar/09	18.3	23.8	30.9	33.0	60.0	84.0	0.0	1.3	3.9	12.5
15/Mar/09	17.8	25.0	33.8	20.0	56.0	86.0	0.0	0.4	4.5	12.1
16/Mar/09	13.9	21.2	29.5	9.0	32.0	53.0	0.0	1.3	3.3	9.8
17/Mar/09	9.5	19.6	28.6	20.0	42.0	74.0	0.0	0.0	2.1	8.1
18/Mar/09	14.7	22.5	31.6	20.0	43.0	71.0	0.0	0.0	2.4	7.1
19/Mar/09	17.2	24.2	32.4	26.0	48.0	71.0	0.0	0.0	1.8	8.9
20/Mar/09	18.8	24.3	31.8	24.0	46.0	66.0	0.0	0.0	2.8	11.2
21/Mar/09	16.8	23.9	31.0	20	44.0	75.0	0.0	2.2	3.8	9.8
22/Mar/09	16.6	23.3	30.8	18	43	73.0	0.0	0.0	2.4	8.5
23/Mar/09	14.2	23.4	32.9	19	42	69	0.0	0.0	1.6	9.8
24/Mar/09	15.2	24.3	33.5	19	40	69	0.0	0.0	1.6	7.1
25/Mar/09	17.3	24.2	32.9	21	43	61	0.0	0.0	3.3	11.6
26/Mar/09	18.4	25.3	33.6	22	40	58	0.0	0.0	2.9	10.3
27/Mar/09	19.7	25.0	31.4	27	42	58	0.0	0.9	4.9	13.0
28/Mar/09	14.2	21.7	29.5	22	48	81	0.0	1.8	4.1	8.9
29/Mar/09	14.4	22.3	30.1	14	41	73	0.0	1.3	3.8	11.2
30/Mar/09	15.2	22.2	29.6	28	53	84	0.2	1.8	7.0	16.1
31/Mar/09	17.2	19.2	23.7	58	74	89	3.2	2.7	7.4	17.9
Average	15.9	22.9	30.6	24	46	71		0.9	3.5	10.4
Maximum	19.7	25.3	33.8	58	74	89	3.2	3.6	7.4	17.9
Minimum	9.5	19.2	23.6	9	32	39	0.0	0.0	0.8	7.1
Total							3.4			

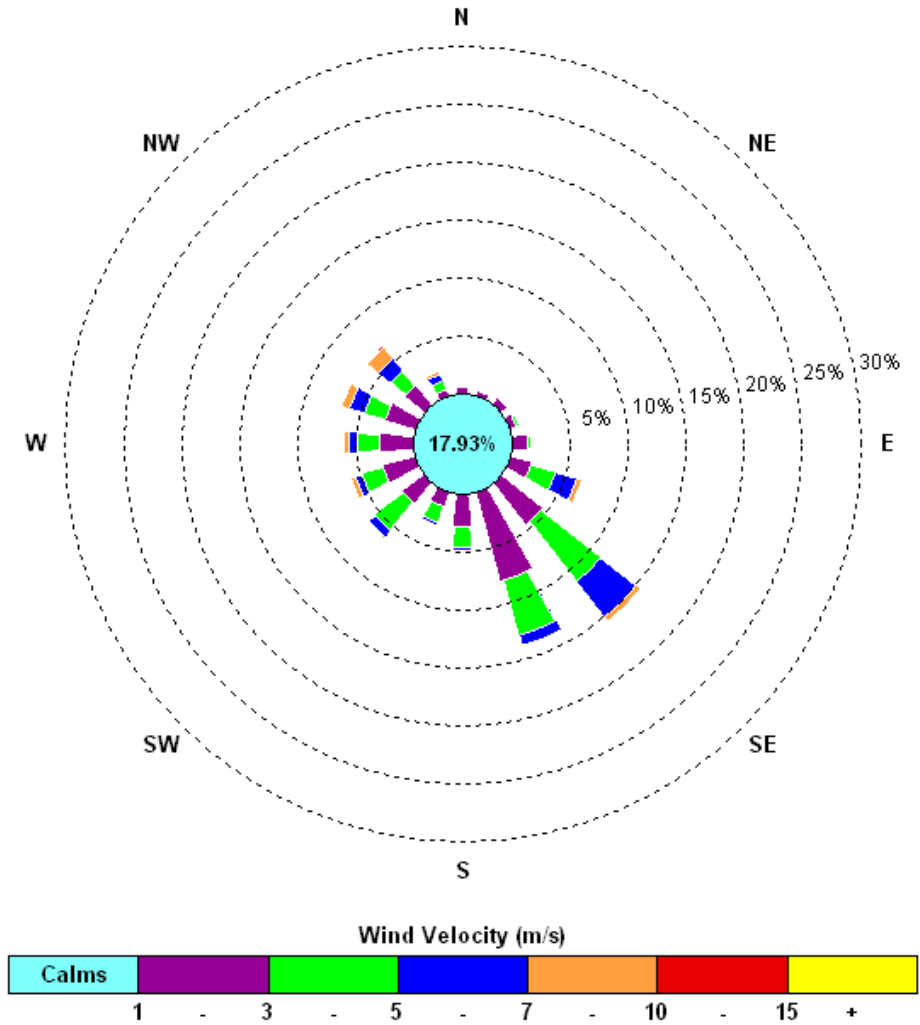
Narrabri Seasonal Windroses

Data used to compile the seasonal and annual windroses was collected from the Narrabri Coal Mine Meteorological Station.

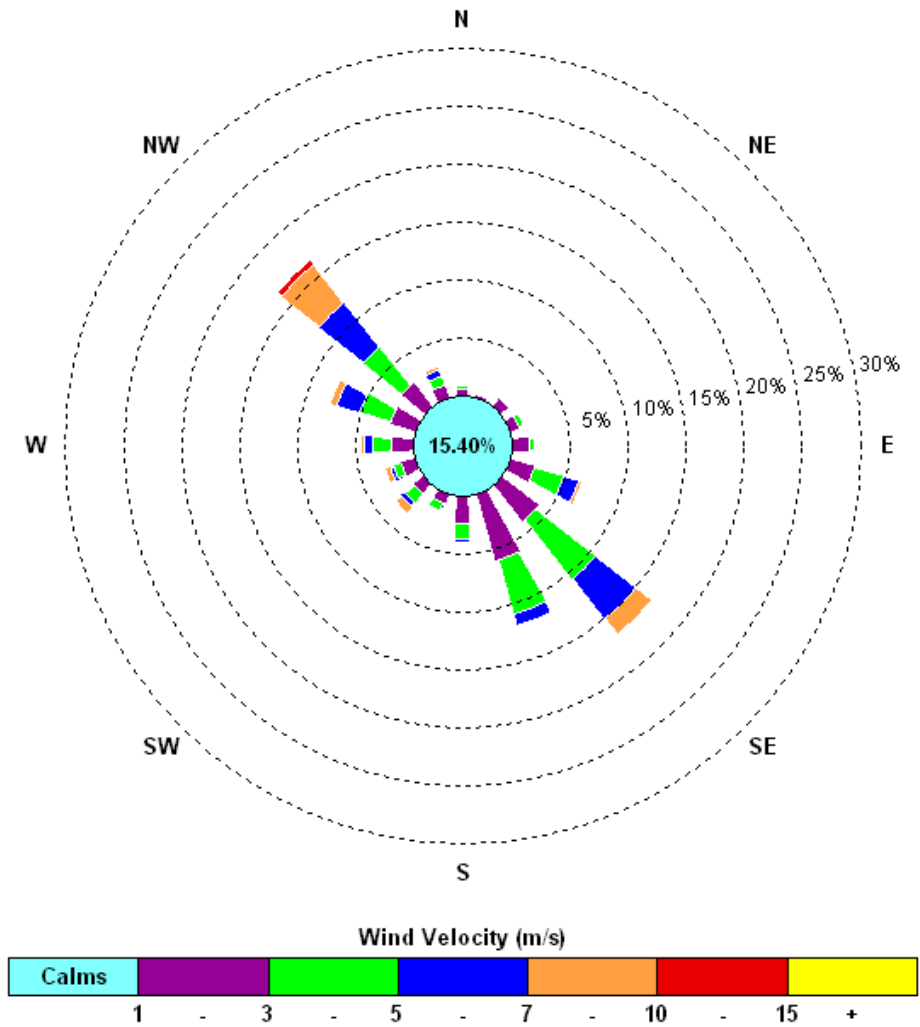
Autumn 2008 (April 2008 – May 2008)



Winter 2008 (June 2008 – August 2008)

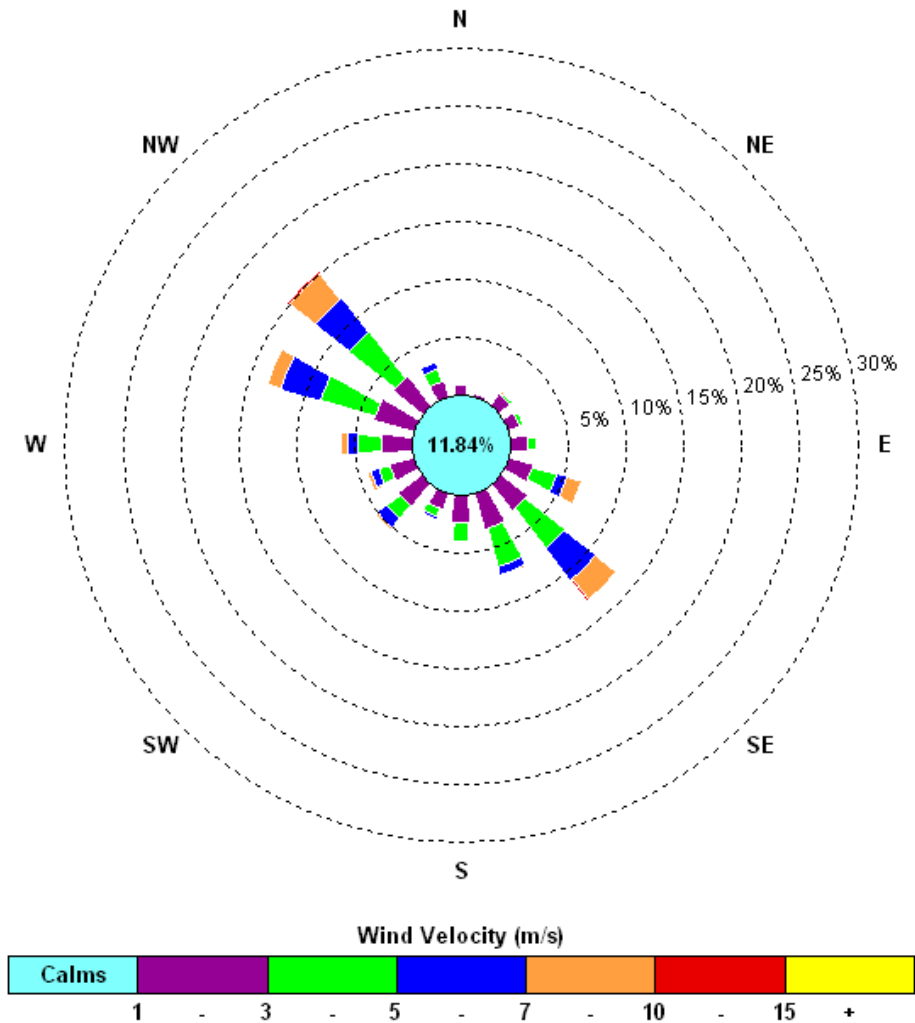


Spring 2008 (September 2008 – November 2008)

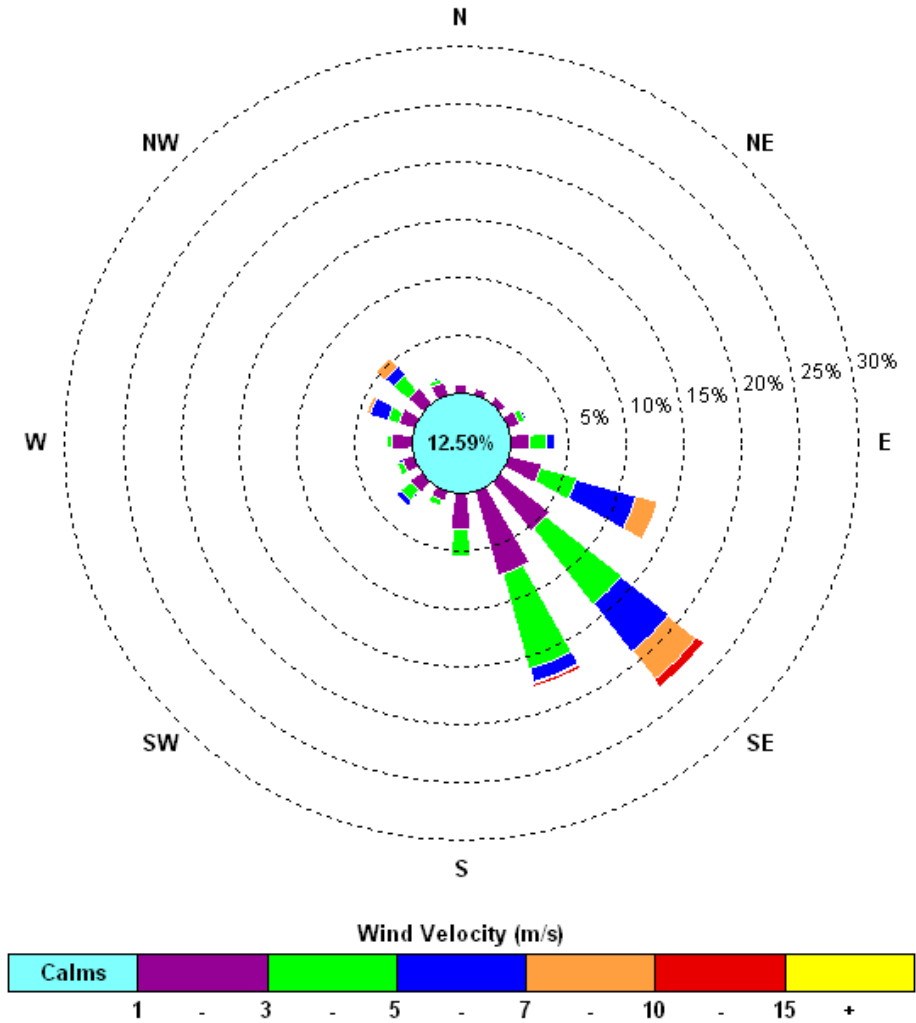


Summer 2008/2009 (December 2008 – February 2009)

(No data for February 2009 due to a fault with the weather station)



Autumn 2009 (March 2009)



Annual Windrose (April 2008 – March 2009)

