

# Appendix 8

---

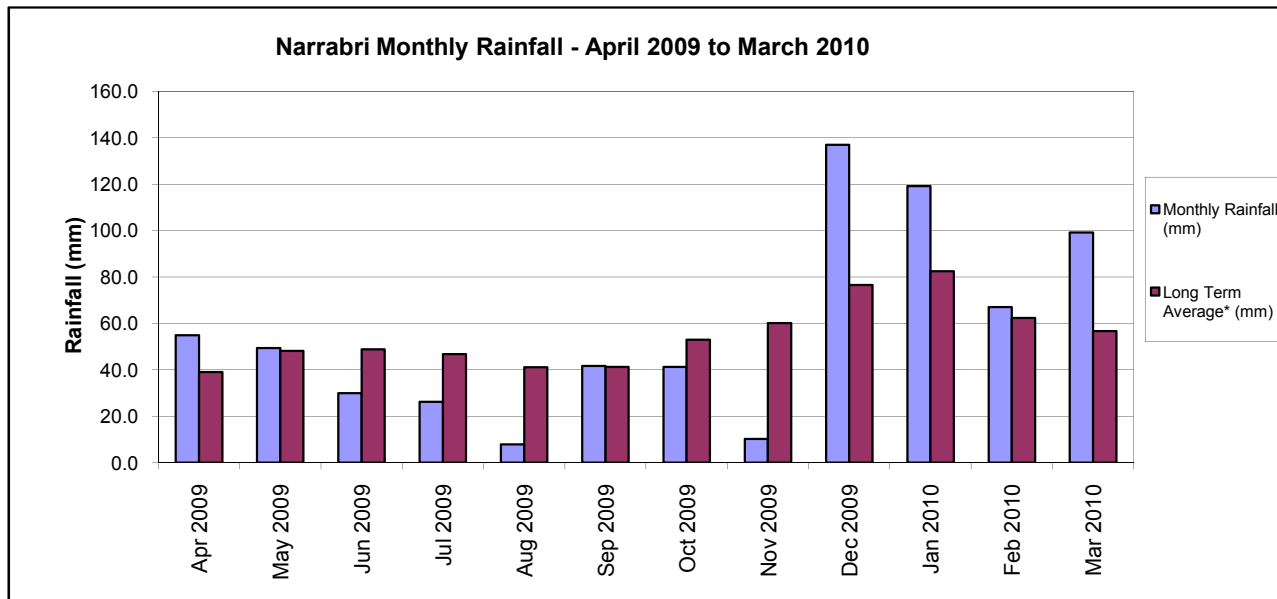
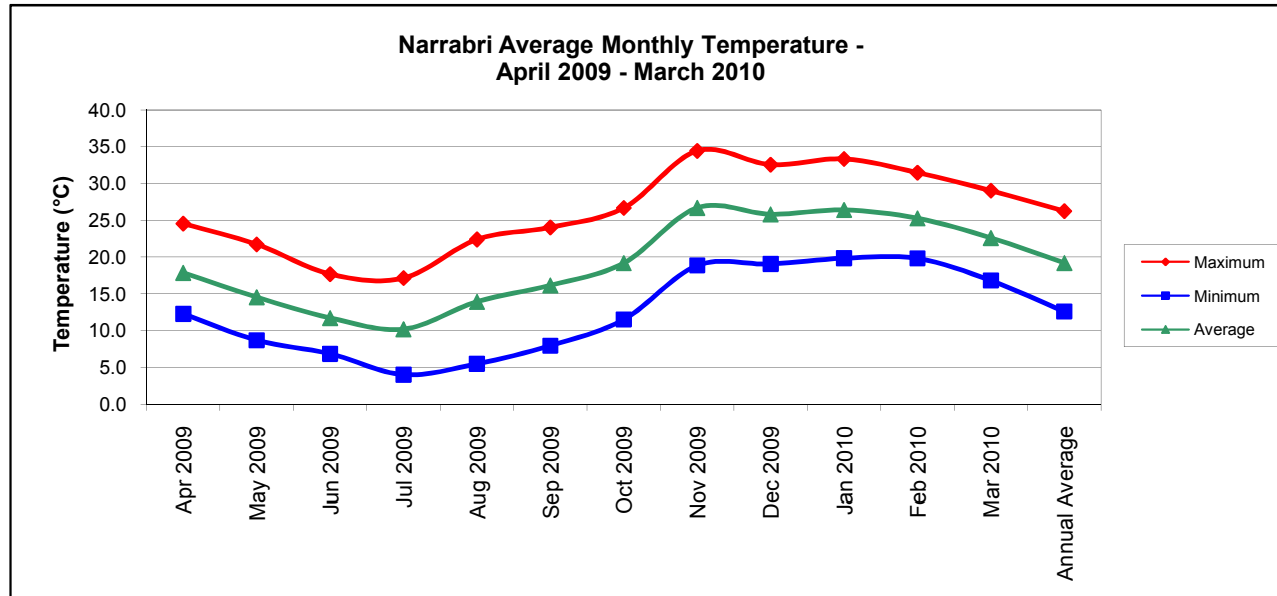
## METEOROLOGICAL DATA

**Narrabri Coal Mine Average Monthly Results**

Month	Minimum Air Temp (°C)	Average Air Temp(°C)	Maximum Air Temp (°C)	Minimum Relative Humidity (%)	Average Relative Humidity(%)	Maximum Relative Humidity (%)	Minimum Wind Speed (m/s)	Average Wind Speed (m/s)	Maximum Wind Speed (m/s)
Apr 2009	12.3	17.9	24.5	39	64	84	2.8	13.0	24.4
May 2009	8.7	14.6	21.7	35	61	82	3.0	12.3	22.9
Jun 2009	6.9	11.7	17.7	47	72	89	1.9	10.0	21.6
Jul 2009	4.0	10.2	17.1	42	69	88	2.1	11.5	24.0
Aug 2009	5.5	13.9	22.4	25	52	78	0.6	10.6	24.7
Sep 2009	8.0	16.2	24.0	29	52	78	0.8	12.2	27.3
Oct 2009	11.5	19.2	26.7	22	45	70	2.1	13.8	29.2
Nov 2009	18.9	26.7	34.4	20	41	66	2.1	15.0	30.4
Dec 2009	19.1	25.8	32.6	27	45	65	2.0	14.6	29.0
Jan 2010	19.9	26.4	33.3	30	52	76	0.8	11.5	27.5
Feb 2010	19.8	25.3	31.5	34	57	79	3.4	13.7	25.8
Mar 2010	16.8	22.6	29.0	35	57	79	3.3	12.4	22.8
<b>Annual Average</b>	<b>12.6</b>	<b>19.2</b>	<b>26.3</b>	<b>32</b>	<b>56</b>	<b>78</b>	<b>2.1</b>	<b>12.6</b>	<b>25.8</b>
<b>Minimum</b>	<b>4.0</b>	<b>10.2</b>	<b>17.1</b>	<b>20</b>	<b>41</b>	<b>65</b>	<b>0.6</b>	<b>10.0</b>	<b>21.6</b>
<b>Maximum</b>	<b>19.9</b>	<b>26.7</b>	<b>34.4</b>	<b>47</b>	<b>72</b>	<b>89</b>	<b>3.4</b>	<b>15.0</b>	<b>30.4</b>
<b>Total</b>									

Month	Monthly Rainfall (mm)	Long Term Average* (mm)	Cumulative Rainfall (mm)	Number of Rain Days
Apr 2009	54.9	39.1	54.9	6
May 2009	49.4	48.1	104.3	3
Jun 2009	30.0	48.8	134.3	7
Jul 2009	26.2	46.8	160.5	5
Aug 2009	7.8	41.1	168.3	2
Sep 2009	41.6	41.3	209.9	5
Oct 2009	41.2	53	251.1	5
Nov 2009	10.2	60.2	261.3	2
Dec 2009	137.0	76.6	398.3	10
Jan 2010	119.1	82.5	517.4	9
Feb 2010	67.0	62.3	584.4	6
Mar 2010	99.2	56.7	683.6	4
<b>Total</b>	<b>683.6</b>	<b>656.5</b>	<b>683.6</b>	<b>64</b>

\* Long term average is from Narrabri West Bowling Club (053030) 1891 - 2010



## Daily Summary

April 2009

## Narrabri Weather Station

Date	Min Temp (°C)	Ave Temp (°C)	Max Temp (°C)	Min RH (%)	Ave RH (%)	Max RH (%)	Rain (mm)	Min WS (m/s)	Ave WS (m/s)	Max WS (m/s)
01/Apr/09	17.8	19.2	23.9	66	83	91	3.6	4.8	18.3	32.2
02/Apr/09	-	-	-	-	-	-	-	-	-	-
03/Apr/09	-	-	-	-	-	-	-	-	-	-
04/Apr/09	18.4	18.7	19.1	84	84	84	19.5	14.5	16.5	17.7
05/Apr/09	15.3	21.4	29.7	28	64	90	0.0	0.0	10.9	22.5
06/Apr/09	14.2	21.0	29.4	21	56	85	0.0	0.0	10.2	27.4
07/Apr/09	14.6	20.7	27.8	33	62	86	0.0	3.2	17.1	29.0
08/Apr/09	13.8	19.4	26.6	33	58	82	0.0	4.8	16.0	25.7
09/Apr/09	12.5	18.7	26.0	28	55	81	0.0	0.0	9.8	17.7
10/Apr/09	14.2	19.9	27.1	36	60	78	0.0	1.6	8.9	17.7
11/Apr/09	16.6	21.2	27.4	33	58	76	0.0	0.0	8.5	22.5
12/Apr/09	16.4	18.3	20.7	69	84	93	14.2	0.0	6.3	11.3
13/Apr/09	17.3	18.0	19.3	84	90	93	13.6	0.0	8.8	16.1
14/Apr/09	16.1	19.1	25.1	58	83	93	1.6	0.0	6.6	11.3
15/Apr/09	12.9	18.9	26.8	30	68	93	0.2	0.0	6.2	19.3
16/Apr/09	10.7	18.5	27.9	27	63	89	0.0	0.0	5.3	16.1
17/Apr/09	12.5	19.6	28.6	33	62	86	1.8	0.0	6.9	19.3
18/Apr/09	12.3	17.5	24.5	33	59	84	0.0	3.2	18.2	27.4
19/Apr/09	10.6	16.8	23.3	38	65	89	0.0	1.6	19.9	37.0
20/Apr/09	12.6	17.0	22.8	39	61	80	0.0	11.3	25.3	40.2
21/Apr/09	11.1	17.4	24.5	34	63	88	0.2	8.0	22.4	32.2
22/Apr/09	11.1	17.1	24.3	29	63	86	0.0	11.3	20.2	32.2
23/Apr/09	11.8	17.7	25.7	32	59	83	0.0	0.0	11.7	25.7
24/Apr/09	9.9	18.0	26.8	34	65	85	0.2	0.0	14.5	32.2
25/Apr/09	10.6	17.7	24.2	37	59	87	0.0	4.8	16.9	32.2
26/Apr/09	9.2	16.1	21.6	39	55	72	0.0	3.2	19.8	32.2
27/Apr/09	5.4	11.9	20.1	31	56	77	0.0	0.0	10.1	22.5
28/Apr/09	7.8	14.5	22.1	36	56	74	0.0	4.8	12.4	24.1
29/Apr/09	7.0	15.0	22.9	29	52	75	0.0	0.0	11.4	27.4
30/Apr/09	1.7	11.1	19.1	29	57	85	0.0	0.0	4.8	12.9
<b>Average</b>	<b>12.3</b>	<b>17.9</b>	<b>24.5</b>	<b>39</b>	<b>64</b>	<b>84</b>		<b>2.8</b>	<b>13.0</b>	<b>24.4</b>
<b>Maximum</b>	<b>18.4</b>	<b>21.4</b>	<b>29.7</b>	<b>84</b>	<b>90</b>	<b>93</b>	<b>19.5</b>	<b>14.5</b>	<b>25.3</b>	<b>40.2</b>
<b>Minimum</b>	<b>1.7</b>	<b>11.1</b>	<b>19.1</b>	<b>21</b>	<b>52</b>	<b>72</b>	<b>0.0</b>	<b>0.0</b>	<b>4.8</b>	<b>11.3</b>
<b>Total</b>							<b>54.9</b>			

Denotes data from site rain gauge

## Daily Summary

May 2009

Narrabri Weather Station

Date	Min Temp (°C)	Ave Temp (°C)	Max Temp (°C)	Min RH (%)	Ave RH (%)	Max RH (%)	Rain (mm)	Min WS (m/s)	Ave WS (m/s)	Max WS (m/s)
01/May/09	7.2	13.8	22.8	26	57	82	0.0	0.0	8.1	20.9
02/May/09	8.0	14.9	23.7	25	50	76	0.0	0.0	6.7	16.1
03/May/09	9.7	15.8	23.7	23	50	71	0.0	3.2	12.1	19.3
04/May/09	10.6	15.9	23.4	27	55	79	0.0	1.6	11.6	20.9
05/May/09	10.6	16.2	23.2	25	54	79	0.0	4.8	14.4	24.1
06/May/09	9.7	15.3	24.3	30	62	84	0.0	0.0	7.5	19.3
07/May/09	7.0	15.6	23.8	31	57	86	0.0	0.0	4.5	11.3
08/May/09	8.2	15.4	23.7	24	49	68	0.0	1.6	10.5	20.9
09/May/09	8.9	15.1	23.6	27	57	84	0.0	0.0	9.5	19.3
10/May/09	8.7	15.2	22.4	29	56	74	0.0	6.4	18.9	29.0
11/May/09	8.4	14.5	22.1	32	54	74	0.0	1.6	14.7	24.1
12/May/09	8.5	13.6	21.6	31	56	76	0.0	0.0	9.5	19.3
13/May/09	3.8	12.7	22.3	23	49	76	0.0	0.0	6.8	19.3
14/May/09	3.3	12.1	21.4	17	50	80	0.0	0.0	6.3	20.9
15/May/09	3.3	11.8	21.3	27	56	82	0.0	0.0	6.9	24.1
16/May/09	4.7	13.6	21.4	34	57	81	0.0	0.0	10.6	22.5
17/May/09	5.4	13.2	21.0	31	57	86	0.0	0.0	6.1	17.7
18/May/09	9.7	16.0	23.8	31	54	70	0.0	8.0	17.6	22.5
19/May/09	12.5	13.8	15.8	63	86	92	35.2	1.6	13.5	27.4
20/May/09	12.4	13.5	16.1	60	85	92	12.8	12.9	20.4	35.4
21/May/09	13.2	15.1	18.1	60	73	86	0.0	19.3	30.9	45.1
22/May/09	13.3	16.7	21.6	44	64	80	0.0	14.5	31.3	46.7
23/May/09	10.4	16.9	24.2	39	68	91	0.0	0.0	18.6	33.8
24/May/09	12.2	16.3	23.2	38	64	85	0.0	8.0	16.6	25.7
25/May/09	9.7	14.4	21.9	35	67	84	0.0	0.0	6.8	17.7
26/May/09	8.4	15.7	20.1	43	57	76	0.0	0.0	5.1	9.8
27/May/09	8.2	14.0	21.9	40	72	89	0.0	0.0	3.9	12.9
28/May/09	8.2	14.7	21.6	45	74	90	1.0	0.0	5.2	12.9
29/May/09	9.2	13.5	20.8	38	73	92	0.4	1.6	8.8	16.1
30/May/09	7.6	12.6	19.4	42	69	88	0.0	2.7	19.3	29.0
31/May/09	8.9	13.3	19.2	48	66	84	0.0	6.4	18.5	25.7
<b>Average</b>	<b>8.7</b>	<b>14.6</b>	<b>21.7</b>	<b>35</b>	<b>61</b>	<b>82</b>	<del>35.2</del>	<b>3.0</b>	<b>12.3</b>	<b>22.9</b>
<b>Maximum</b>	<b>13.3</b>	<b>16.9</b>	<b>24.3</b>	<b>63</b>	<b>86</b>	<b>92</b>	<b>35.2</b>	<b>19.3</b>	<b>31.3</b>	<b>46.7</b>
<b>Minimum</b>	<b>3.3</b>	<b>11.8</b>	<b>15.8</b>	<b>17</b>	<b>49</b>	<b>68</b>	<b>0.0</b>	<b>0.0</b>	<b>3.9</b>	<b>9.8</b>
<b>Total</b>	<del>8.7</del>	<del>14.6</del>	<del>21.7</del>	<del>35</del>	<del>61</del>	<del>82</del>	<b>49.4</b>	<del>3.0</del>	<del>12.3</del>	<del>22.9</del>

## Daily Summary

June 2009











## Narrabri Weather Station

Date	Min Temp (°C)	Ave Temp (°C)	Max Temp (°C)	Min RH (%)	Ave RH (%)	Max RH (%)	Rain (mm)	Min WS (m/s)	Ave WS (m/s)	Max WS (m/s)
01/Jun/09	12.2	13.9	16.4	56	66	83	0.2	6.4	16.5	24.1
02/Jun/09	11.6	12.7	14.2	84	87	91	4.0	8.0	13.5	19.3
03/Jun/09	11.3	14.9	21.0	50	75	90	0.0	0.0	8.0	19.3
04/Jun/09	12.3	14.7	19.2	65	82	92	2.0	0.0	6.2	20.9
05/Jun/09	7.1	13.3	19.5	38	72	94	0.0	0.0	6.9	16.1
06/Jun/09	3.3	10.8	19.4	33	71	91	0.2	0.0	2.9	19.3
07/Jun/09	8.5	12.4	16.6	51	75	92	5.4	0.0	12.5	30.6
08/Jun/09	8.2	12.8	17.3	48	69	85	0.0	6.4	13.1	24.1
09/Jun/09	5.5	10.2	15.8	42	72	90	0.4	4.8	14.3	32.2
10/Jun/09	3.3	7.9	12.6	40	67	86	0.0	6.4	13.3	24.1
11/Jun/09	0.1	6.2	13.7	26	65	89	0.0	0.0	6.3	16.1
12/Jun/09	-0.3	6.3	15.9	37	69	89	0.0	0.0	4.5	12.9
13/Jun/09	3.1	9.4	18.4	24	58	84	0.0	0.0	9.4	30.6
14/Jun/09	3.2	11.7	19.7	27	58	83	0.4	0.0	9.8	25.7
15/Jun/09	7.6	13.1	18.9	43	62	81	0.0	4.8	14.0	24.1
16/Jun/09	4.9	11.7	17.9	36	61	82	0.0	0.0	8.2	22.5
17/Jun/09	5.9	11.9	18.3	51	75	92	0.0	0.0	16.1	25.7
18/Jun/09	7.0	11.9	17.5	47	71	90	0.0	9.7	18.9	27.4
19/Jun/09	7.1	12.7	18.9	49	70	90	0.0	9.7	18.8	27.4
20/Jun/09	8.2	13.8	21.1	43	69	88	0.0	0.0	10.8	20.9
21/Jun/09	12.4	14.8	19.1	62	80	92	7.8	0.0	6.1	12.9
22/Jun/09	9.8	14.0	20.2	49	80	95	0.4	0.0	4.6	11.3
23/Jun/09	7.8	12.5	20.6	47	78	92	0.2	0.0	4.7	11.3
24/Jun/09	5.9	11.9	20.3	28	67	89	0.2	0.0	13.1	32.2
25/Jun/09	2.3	9.3	16.2	39	66	83	0.0	0.0	5.2	16.1
26/Jun/09	6.4	9.8	14.2	54	80	92	2.0	0.0	4.9	19.3
27/Jun/09	9.1	11.1	14.5	79	90	94	5.6	0.0	3.9	11.3
28/Jun/09	10.1	11.4	14.8	64	86	94	1.2	1.6	10.1	24.1
29/Jun/09	3.8	10.6	18.2	47	77	93	0.0	0.0	6.6	12.9
30/Jun/09	8.1	14.2	19.9	40	61	84	0.0	0.0	16.5	32.2
<b>Average</b>	<b>6.9</b>	<b>11.7</b>	<b>17.7</b>	<b>47</b>	<b>72</b>	<b>89</b>	<del>7.8</del>	<b>1.9</b>	<b>10.0</b>	<b>21.6</b>
<b>Maximum</b>	<b>12.4</b>	<b>14.9</b>	<b>21.1</b>	<b>84</b>	<b>90</b>	<b>95</b>	<b>7.8</b>	<b>9.7</b>	<b>18.9</b>	<b>32.2</b>
<b>Minimum</b>	<b>-0.3</b>	<b>6.2</b>	<b>12.6</b>	<b>24</b>	<b>58</b>	<b>81</b>	<b>0.0</b>	<b>0.0</b>	<b>2.9</b>	<b>11.3</b>
<b>Total</b>	<del>6.9</del>	<del>11.7</del>	<del>17.7</del>	<del>47</del>	<del>72</del>	<del>89</del>	<b>30.0</b>	<del>1.9</del>	<del>10.0</del>	<del>21.6</del>

## Daily Summary

July 2009

## Narrabri Weather Station

Date	Min Temp (°C)	Ave Temp (°C)	Max Temp (°C)	Min RH (%)	Ave RH (%)	Max RH (%)	Rain (mm)	Min WS (m/s)	Ave WS (m/s)	Max WS (m/s)
01/Jul/09	4.7	15.6	21.4	28	47	75	0.0	3.2	22.4	33.8
02/Jul/09	1.3	9.4	17.2	33	62	87	0.0	0.0	10.0	24.1
03/Jul/09	4.0	9.3	14.9	41	64	84	0.0	4.8	16.1	32.2
04/Jul/09	0.2	7.4	15.4	45	73	91	0.0	1.6	10.4	20.9
05/Jul/09	4.8	9.3	15.8	41	70	89	0.0	0.0	6.1	16.1
06/Jul/09	0.8	8.2	17.0	41	72	90	0.0	0.0	9.0	27.4
07/Jul/09	7.2	10.5	15.5	52	68	79	0.0	6.4	17.6	27.4
08/Jul/09	5.1	10.9	17.9	37	63	88	0.0	8.0	20.0	27.4
09/Jul/09	3.5	10.1	17.5	42	66	87	0.0	9.7	18.8	27.4
10/Jul/09	4.3	10.2	17.8	37	68	92	0.0	6.4	16.9	30.6
11/Jul/09	4.6	10.0	19.1	39	70	88	0.0	0.0	7.9	19.3
12/Jul/09	3.3	11.9	20.8	36	62	88	0.0	0.0	10.3	25.7
13/Jul/09	9.0	11.7	14.9	43	71	89	1.8	1.6	12.3	24.1
14/Jul/09	4.6	9.4	14.4	55	82	95	2.6	0.0	11.4	25.7
15/Jul/09	4.8	8.3	14.3	53	82	94	6.0	0.0	11.7	27.4
16/Jul/09	5.8	8.4	13.0	58	82	93	2.0	1.6	11.3	20.9
17/Jul/09	0.6	7.3	14.6	52	68	79	0.6	0.0	5.2	14.5
18/Jul/09	2.9	8.9	17.5	39	74	93	0.2	0.0	7.4	16.1
19/Jul/09	1.5	8.4	17.6	30	68	92	0.0	0.0	3.2	11.3
20/Jul/09	1.2	8.5	19.3	27	65	88	0.0	0.0	7.2	20.9
21/Jul/09	4.7	14.4	22.7	39	60	84	0.0	0.0	15.0	32.2
22/Jul/09	13.3	16.0	18.1	54	70	90	12.6	17.7	24.8	35.4
23/Jul/09	6.0	12.1	17.3	40	71	93	0.4	1.6	11.3	24.1
24/Jul/09	2.8	8.5	15.4	50	74	88	0.0	1.6	11.5	24.1
25/Jul/09	4.2	10.2	17.9	37	69	87	0.0	0.0	6.7	14.5
26/Jul/09	7.8	13.2	18.2	54	68	84	0.0	0.0	17.0	37.0
27/Jul/09	4.6	10.4	18.1	35	68	91	0.0	0.0	9.6	19.3
28/Jul/09	1.2	8.8	16.2	45	70	91	0.0	0.0	5.6	19.3
29/Jul/09	1.8	9.4	17.3	40	69	91	0.0	0.0	5.4	16.1
30/Jul/09	1.5	9.6	18.4	37	68	92	0.0	0.0	5.7	29.0
31/Jul/09	2.5	10.0	15.8	44	66	87	0.0	0.0	8.9	19.3
<b>Average</b>	<b>4.0</b>	<b>10.2</b>	<b>17.1</b>	<b>42</b>	<b>69</b>	<b>88</b>		<b>2.1</b>	<b>11.5</b>	<b>24.0</b>
<b>Maximum</b>	<b>13.3</b>	<b>16.0</b>	<b>22.7</b>	<b>58</b>	<b>82</b>	<b>95</b>	<b>12.6</b>	<b>17.7</b>	<b>24.8</b>	<b>37.0</b>
<b>Minimum</b>	<b>0.2</b>	<b>7.3</b>	<b>13.0</b>	<b>27</b>	<b>47</b>	<b>75</b>	<b>0.0</b>	<b>0.0</b>	<b>3.2</b>	<b>11.3</b>
<b>Total</b>							<b>26.2</b>			

## Daily Summary

August 2009

Narrabri Weather Station

Date	Min Temp (°C)	Ave Temp (°C)	Max Temp (°C)	Min RH (%)	Ave RH (%)	Max RH (%)	Rain (mm)	Min WS (m/s)	Ave WS (m/s)	Max WS (m/s)
01/Aug/09	2.0	9.8	17.8	35	67	90	0.0	0.0	5.3	12.9
02/Aug/09	1.9	9.5	20.2	23	63	90	0.0	0.0	7.4	14.5
03/Aug/09	0.2	8.6	18.4	38	67	88	0.0	0.0	3.2	11.3
04/Aug/09	3.4	10.2	19.1	28	62	84	0.0	0.0	7.3	19.3
05/Aug/09	2.6	9.6	18.2	33	63	86	0.0	0.0	7.2	16.1
06/Aug/09	3.8	10.8	20.7	31	61	81	0.0	0.0	8.8	19.3
07/Aug/09	5.1	13.8	22.9	27	57	84	0.0	0.0	16.2	32.2
08/Aug/09	2.3	8.8	16.1	31	57	82	0.0	3.2	11.8	24.1
09/Aug/09	2.6	10.0	19.7	28	58	78	0.0	0.0	10.6	29.0
10/Aug/09	3.6	11.9	21.3	29	57	79	0.2	0.0	11.7	33.8
11/Aug/09	9.9	16.8	23.7	29	48	70	2.4	0.0	19.5	40.2
12/Aug/09	6.8	14.8	23.3	26	52	74	0.0	0.0	9.6	29.0
13/Aug/09	3.5	12.6	21.9	18	51	85	0.0	0.0	6.5	16.1
14/Aug/09	3.1	11.1	19.9	32	59	87	0.0	0.0	5.0	17.7
15/Aug/09	1.6	10.4	21.4	23	58	86	0.0	0.0	4.3	12.9
16/Aug/09	2.2	15.7	26.2	18	45	81	0.0	0.0	14.3	30.6
17/Aug/09	8.6	18.2	24.1	27	57	84	0.8	6.4	18.2	29.0
18/Aug/09	1.8	10.5	19.1	22	45	76	0.0	0.0	9.6	20.9
19/Aug/09	2.7	11.5	21.2	25	48	69	0.0	0.0	9.1	27.4
20/Aug/09	5.7	14.0	23.2	31	52	71	0.0	0.0	9.4	22.5
21/Aug/09	7.2	18.6	26.2	22	46	80	0.0	0.0	15.6	35.4
22/Aug/09	14.2	18.6	22.6	26	49	73	0.2	0.0	10.3	24.1
23/Aug/09	14.2	21.5	30.9	22	49	77	0.0	0.0	10.7	32.2
24/Aug/09	19.4	24.4	29.3	26	33	48	0.0	6.4	17.5	30.6
25/Aug/09	6.4	18.0	22.8	17	33	60	0.0	0.0	16.5	32.2
26/Aug/09	4.7	13.5	22.6	18	40	69	0.0	0.0	7.4	20.9
27/Aug/09	2.7	14.4	25.5	12	40	74	0.0	0.0	8.1	24.1
28/Aug/09	5.5	17.0	25.8	13	35	66	0.0	0.0	6.9	19.3
29/Aug/09	14.8	21.9	29.8	25	43	62	0.8	0.0	17.2	43.5
30/Aug/09	6.8	14.7	21.7	21	51	87	3.4	1.6	15.9	29.0
31/Aug/09	1.2	10.8	18.6	25	49	84	0.0	0.0	8.2	16.1
<b>Average</b>	<b>5.5</b>	<b>13.9</b>	<b>22.4</b>	<b>25</b>	<b>52</b>	<b>78</b>	<del>7.8</del>	<b>0.6</b>	<b>10.6</b>	<b>24.7</b>
<b>Maximum</b>	<b>19.4</b>	<b>24.4</b>	<b>30.9</b>	<b>38</b>	<b>67</b>	<b>90</b>	<b>3.4</b>	<b>6.4</b>	<b>19.5</b>	<b>43.5</b>
<b>Minimum</b>	<b>0.2</b>	<b>8.6</b>	<b>16.1</b>	<b>12</b>	<b>33</b>	<b>48</b>	<b>0.0</b>	<b>0.0</b>	<b>3.2</b>	<b>11.3</b>
<b>Total</b>	<del>55.5</del>	<del>139.0</del>	<del>224.0</del>	<del>250</del>	<del>520</del>	<del>780</del>	<b>7.8</b>	<del>0.6</del>	<del>106.0</del>	<del>247.0</del>

## Daily Summary

## September 2009

## Narrabri Weather Station

Date	Min Temp (°C)	Ave Temp (°C)	Max Temp (°C)	Min RH (%)	Ave RH (%)	Max RH (%)	Rain (mm)	Min WS (m/s)	Ave WS (m/s)	Max WS (m/s)
01/Sep/09	2.9	12.2	21.3	24	50	79	0.0	0.0	6.1	17.7
02/Sep/09	5.9	14.1	23.7	23	49	71	0.0	0.0	10.8	25.7
03/Sep/09	8.5	15.6	20.4	32	50	68	0.0	0.0	13.0	35.4
04/Sep/09	12.4	16.4	21.8	53	73	91	22.0	1.6	19.7	37.0
05/Sep/09	7.3	15.1	21.6	39	72	93	0.0	0.0	4.8	14.5
06/Sep/09	5.6	13.9	22.4	31	59	84	0.0	0.0	12.0	25.7
07/Sep/09	9.2	13.6	18.9	73	83	90	8.4	0.0	12.7	29.0
08/Sep/09	7.4	13.5	19.9	38	66	91	0.8	0.0	11.8	25.7
09/Sep/09	3.8	11.2	19.1	33	63	89	0.0	0.0	9.1	22.5
10/Sep/09	3.2	12.3	21.0	22	55	88	0.0	0.0	8.1	20.9
11/Sep/09	3.2	12.5	22.9	21	56	85	0.0	0.0	3.2	9.7
12/Sep/09	4.2	15.4	27.3	12	45	79	0.0	0.0	5.6	14.5
13/Sep/09	6.8	17.9	27.4	22	42	69	0.0	0.0	13.6	33.8
14/Sep/09	12.2	20.6	29.1	22	38	67	0.0	0.0	9.8	25.7
15/Sep/09	11.8	20.4	28.7	22	44	71	0.0	0.0	11.5	30.6
16/Sep/09	12.8	21.2	29.6	24	45	69	0.0	0.0	11.8	29.0
17/Sep/09	13.8	23.5	28.6	73	83	90	0.0	0.0	26.9	43.5
18/Sep/09	13.5	21.3	28.7	18	40	77	0.4	0.0	10.9	32.2
19/Sep/09	9.6	18.5	27.8	21	45	72	0.0	0.0	9.8	20.9
20/Sep/09	9.1	20.0	29.2	20	42	75	0.0	0.0	6.6	19.3
21/Sep/09	13.8	18.7	27.4	26	63	89	2.4	0.0	12.0	32.2
22/Sep/09	15.5	20.3	25.0	44	70	86	6.2	0.0	18.6	46.7
23/Sep/09	10.6	15.4	22.6	34	53	75	1.4	6.4	26.6	45.1
24/Sep/09	6.9	14.3	21.7	27	56	85	0.0	0.0	11.0	24.1
25/Sep/09	5.1	17.0	25.8	17	44	86	0.0	0.0	12.5	27.4
26/Sep/09	10.7	17.5	22.9	15	26	50	0.0	11.3	25.8	38.6
27/Sep/09	4.7	11.6	17.4	22	38	63	0.0	1.6	17.3	33.8
28/Sep/09	1.1	10.6	18.8	27	47	74	0.0	1.6	12.4	24.1
29/Sep/09	3.3	14.2	23.7	15	42	80	0.0	0.0	6.3	16.1
30/Sep/09	4.2	16.0	26.6	12	34	65	0.0	0.0	7.3	17.7
<b>Average</b>	<b>8.0</b>	<b>16.2</b>	<b>24.0</b>	<b>29</b>	<b>52</b>	<b>78</b>	<del>0.0</del>	<b>0.8</b>	<b>12.2</b>	<b>27.3</b>
<b>Maximum</b>	<b>15.5</b>	<b>23.5</b>	<b>29.6</b>	<b>73</b>	<b>83</b>	<b>93</b>	<b>22.0</b>	<b>11.3</b>	<b>26.9</b>	<b>46.7</b>
<b>Minimum</b>	<b>1.1</b>	<b>10.6</b>	<b>17.4</b>	<b>12</b>	<b>26</b>	<b>50</b>	<b>0.0</b>	<b>0.0</b>	<b>3.2</b>	<b>9.7</b>
<b>Total</b>	<del>0.0</del>	<del>0.0</del>	<del>0.0</del>	<del>0.0</del>	<del>0.0</del>	<del>0.0</del>	<b>41.6</b>	<del>0.0</del>	<del>0.0</del>	<del>0.0</del>

## Daily Summary

October 2009

Narrabri Weather Station

Date	Min Temp (°C)	Ave Temp (°C)	Max Temp (°C)	Min RH (%)	Ave RH (%)	Max RH (%)	Rain (mm)	Min WS (m/s)	Ave WS (m/s)	Max WS (m/s)
01/Oct/09	7.9	20.4	31.9	10	30	51	0.0	0.0	12.1	27.4
02/Oct/09	<b>18.3</b>	24.8	31.7	22	36	77	1.0	9.7	<b>27.6</b>	43.5
03/Oct/09	12.6	18.7	24.1	30	58	83	0.0	1.6	11.1	22.5
04/Oct/09	9.9	17.3	25.6	21	60	89	0.0	3.2	13.2	20.9
05/Oct/09	10.4	17.2	25.9	23	59	89	0.0	0.0	9.4	24.1
06/Oct/09	8.2	17.1	25.7	16	45	83	0.0	0.0	9.9	19.3
07/Oct/09	5.9	14.0	19.5	15	33	62	0.0	0.0	15.2	30.6
08/Oct/09	<b>2.2</b>	13.8	22.1	13	38	73	0.0	0.0	11.2	25.7
09/Oct/09	7.2	<b>11.0</b>	<b>17.4</b>	36	57	71	0.0	<b>16.1</b>	20.4	27.4
10/Oct/09	15.8	18.2	21	24	36	49	0.0	11.3	15.1	22.5
11/Oct/09	11.6	16.5	21.4	37	57	80	1.6	0.0	14.2	41.8
12/Oct/09	10.2	19.6	29.1	20	53	86	0.0	1.6	15.2	35.4
13/Oct/09	15	20.1	25.6	17	36	68	0.0	0.0	21.7	41.8
14/Oct/09	10.9	18.3	23.1	19	29	46	0.0	4.8	21.6	41.8
15/Oct/09	7.8	17.0	25.5	16	35	60	0.0	4.8	16.7	40.2
16/Oct/09	6.6	15.4	20.9	13	34	73	0.0	0.0	15.2	33.8
17/Oct/09	3.7	15.4	23.8	18	34	62	0.0	0.0	8.8	22.5
18/Oct/09	9.5	16.9	25.3	20	39	68	0.0	0.0	7.5	17.7
19/Oct/09	9.9	19.4	27.7	21	40	70	0.0	0.0	7.3	20.9
20/Oct/09	11.2	21.5	30.6	17	37	59	0.0	0.0	12.4	35.4
21/Oct/09	14.1	24.4	33.2	14	29	52	0.0	0.0	10.5	32.2
22/Oct/09	14.1	25.3	<b>35.1</b>	10	26	48	0.0	0.0	9.7	24.1
23/Oct/09	15.8	<b>26.4</b>	34.7	13	24	48	0.0	0.0	18.8	37
24/Oct/09	14.9	24.9	33.1	<b>7</b>	<b>20</b>	<b>38</b>	0.0	0.0	13.8	27.4
25/Oct/09	12.9	22.3	32.8	11	29	54	0.0	0.0	11.0	<b>48.3</b>
26/Oct/09	14.5	15.6	19.8	<b>52</b>	<b>85</b>	<b>92</b>	<b>34.6</b>	1.6	21.1	37
27/Oct/09	13.3	17.8	25.1	48	74	89	0.2	6.4	22.5	29
28/Oct/09	14.3	20.9	28.7	28	59	85	0.0	1.6	10.0	<b>16.1</b>
29/Oct/09	17.6	21.4	28.4	36	63	87	1.4	0.0	8.6	19.3
30/Oct/09	15.4	20.7	28.1	34	69	<b>92</b>	2.4	0.0	<b>6.6</b>	17.7
31/Oct/09	15.4	22.7	30.1	26	57	89	0.0	1.6	10.3	20.9
<b>Average</b>	<b>11.5</b>	<b>19.2</b>	<b>26.7</b>	<b>22</b>	<b>45</b>	<b>70</b>	<del>34.6</del>	<b>2.1</b>	<b>13.8</b>	<b>29.2</b>
<b>Maximum</b>	<b>18.3</b>	<b>26.4</b>	<b>35.1</b>	<b>52</b>	<b>85</b>	<b>92</b>	<b>34.6</b>	<b>16.1</b>	<b>27.6</b>	<b>48.3</b>
<b>Minimum</b>	<b>2.2</b>	<b>11.0</b>	<b>17.4</b>	<b>7</b>	<b>20</b>	<b>38</b>	<b>0.0</b>	<b>0.0</b>	<b>6.6</b>	<b>16.1</b>
<b>Total</b>	<del>11.5</del>	<del>19.2</del>	<del>26.7</del>	<del>22</del>	<del>45</del>	<del>70</del>	<b>41.2</b>	<del>2.1</del>	<del>13.8</del>	<del>29.2</del>

## Daily Summary

## November 2009

## Narrabri Weather Station

Date	Min Temp (°C)	Ave Temp (°C)	Max Temp (°C)	Min RH (%)	Ave RH (%)	Max RH (%)	Rain (mm)	Min WS (m/s)	Ave WS (m/s)	Max WS (m/s)
01/Nov/09	15	22.9	31.1	19	48	79	0.0	0	9.2	19.3
02/Nov/09	16.1	25.4	33.7	19	40	72	0.0	0	11.1	29
03/Nov/09	19.9	27.8	35.7	11	27	54	0.0	1.6	17.5	30.6
04/Nov/09	18.1	26.8	35.1	17	29	52	0.0	0.0	11.9	25.7
05/Nov/09	18.2	22.9	29.7	19	37	66	0.0	1.6	12.5	25.7
06/Nov/09	17	19.2	22	64	73	80	1.2	1.6	16.5	30.6
07/Nov/09	16.1	18.7	23.3	58	74	90	4.2	8.0	19.7	25.7
08/Nov/09	14.9	21.5	29.2	25	62	90	0.2	4.8	15.4	33.8
09/Nov/09	16.3	23.5	30.1	20	52	83	0.4	4.8	15.5	25.7
10/Nov/09	13.9	22.4	30.2	11	41	81	0.0	0.0	7.1	16.1
11/Nov/09	15.4	24.5	33.2	14	35	58	0.0	0.0	12.9	25.7
12/Nov/09	17.2	26.7	35.2	16	31	52	0.0	0.0	9.6	20.9
13/Nov/09	20.1	26.3	34.2	20	46	78	0.4	0.0	15.3	38.6
14/Nov/09	15.7	24.3	33.1	16	47	78	0.0	1.6	11.1	25.7
15/Nov/09	17.4	27.6	36.8	15	34	56	0.0	0.0	12.0	27.4
16/Nov/09	26	32.3	40.3	9	20	32	0.2	4.8	17.0	32.2
17/Nov/09	25.8	33.1	41.4	58	74	90	0.0	1.6	18.4	37
18/Nov/09	17.1	28.2	39.3	9	35	68	0.0	3.2	15.6	29.0
19/Nov/09	21.3	31.5	41.9	10	28	54	0.0	0.0	7.2	19.3
20/Nov/09	17.7	33.3	41.4	14	28	51	0.0	0.0	15.2	30.6
21/Nov/09	29.1	34.7	41.4	12	22	31	0.0	6.4	22.2	38.6
22/Nov/09	29.5	34.3	40.1	11	24	40	0.0	11.3	28.2	40.2
23/Nov/09	19.7	28.1	38.4	18	42	67	0.6	0.0	17.7	48.3
24/Nov/09	17.7	25.1	33	27	51	77	0.6	3.2	17.0	37
25/Nov/09	19.4	27.3	35.5	21	44	74	0.0	1.6	8.5	19.3
26/Nov/09	23.2	28.5	35.3	18	38	65	0.0	1.6	22.9	40.2
27/Nov/09	21.4	26.8	33.8	19	53	88	2.2	0.0	13.3	30.6
28/Nov/09	16.8	29.7	38.9	7	31	75	0.2	0.0	16.4	37
29/Nov/09	17.3	25.5	31	13	21	34	0.0	4.8	21.3	43.5
30/Nov/09	13	22.1	28.9	17	32	59	0.0	0.0	13.2	27.4
<b>Average</b>	<b>18.9</b>	<b>26.7</b>	<b>34.4</b>	<b>20</b>	<b>41</b>	<b>66</b>	<b>X</b>	<b>2.1</b>	<b>15.0</b>	<b>30.4</b>
<b>Maximum</b>	<b>29.5</b>	<b>34.7</b>	<b>41.9</b>	<b>64</b>	<b>74</b>	<b>90</b>	<b>4.2</b>	<b>11.3</b>	<b>28.2</b>	<b>48.3</b>
<b>Minimum</b>	<b>13.0</b>	<b>18.7</b>	<b>22.0</b>	<b>7</b>	<b>20</b>	<b>31</b>	<b>0.0</b>	<b>0.0</b>	<b>7.1</b>	<b>16.1</b>
<b>Total</b>	<b>X</b>	<b>X</b>	<b>X</b>	<b>X</b>	<b>X</b>	<b>X</b>	<b>10.2</b>	<b>X</b>	<b>X</b>	<b>X</b>

Daily Summary			December 2009			Narrabri Weather Station				
Date	Min Temp (°C)	Ave Temp (°C)	Max Temp (°C)	Min RH (%)	Ave RH (%)	Max RH (%)	Rain (mm)	Min WS (m/s)	Ave WS (m/s)	Max WS (m/s)
01/Dec/09	14.3	19.5	27.2	23	49	69	0.0	3.2	21.4	40.2
02/Dec/09	12.8	20.2	27.4	14	40	68	0.0	9.7	22.1	29.0
03/Dec/09	14.5	23.0	31.6	14	35	62	0.0	0.0	11.0	25.7
04/Dec/09	15.1	26.7	35.3	14	29	46	0.0	0.0	15.2	35.4
05/Dec/09	23.7	29.9	37.1	7	18	32	0.0	6.4	22.9	38.6
06/Dec/09	16.6	27.6	37.2	9	18	50	0.0	0.0	11.7	24.1
07/Dec/09	17.1	29.8	39.8	7	21	49	0.0	0.0	14.6	33.8
08/Dec/09	21.1	32.5	42.2	7	15	26	0.0	0.0	22.9	48.3
09/Dec/09	21.6	30.3	37.6	11	19	35	0.0	1.6	15.3	32.2
10/Dec/09	22.0	27.6	34.8	16	26	42	0.0	3.2	10.7	25.7
11/Dec/09	20.7	26.4	32.6	6	24	48	0.0	3.2	15.2	27.4
12/Dec/09	13.4	23.6	32.9	7	17	28	0.0	0.0	9.2	19.3
13/Dec/09	14.2	27.1	36.8	6	16	32	0.0	0.0	7.6	17.7
14/Dec/09	21.3	28.5	37.1	14	36	64	0.0	1.6	15.8	35.4
15/Dec/09	21.1	29.0	36.8	16	41	69	0.4	0.0	14.3	27.4
16/Dec/09	21.8	29.9	36.7	18	39	70	0.6	1.6	15.5	30.6
17/Dec/09	25.2	30.6	36.8	19	34	52	0.0	11.3	25.7	40.2
18/Dec/09	19.8	25.9	31.2	26	47	80	0.8	1.6	21.4	37.0
19/Dec/09	17.7	25.5	33.6	13	49	89	0.4	0.0	7.7	19.3
20/Dec/09	19.1	24.9	31.6	20	49	74	0.8	0.0	11.6	24.1
21/Dec/09	19.6	26.2	33.7	23	46	69	0.0	0.0	9.3	25.7
22/Dec/09	17.2	21.7	26.9	43	69	91	8.6	0.0	12.8	48.3
23/Dec/09	17.3	26.5	34.6	20	48	86	3.8	0.0	6.3	16.1
24/Dec/09	20.6	28.1	34.9	22	41	69	2.0	0.0	7.1	17.7
25/Dec/09	22.9	27.6	32.6	27	50	77	27.6	3.2	22.5	37.0
26/Dec/09	20.4	22.1	24.1	77	87	92	16.5	0.0	14.2	27.4
27/Dec/09	20.3	23.0	29.8	56	85	92	7.5	1.6	12.3	19.3
28/Dec/09	20.2	21.6	24.2	83	89	92	32.5	0.0	12.2	32.2
29/Dec/09	20.5	22.4	24.2	74	81	86	15.5	6.4	16.7	24.1
30/Dec/09	19.6	21.0	23.9	72	82	91	3.0	8.0	19.1	24.1
31/Dec/09	19.5	21.8	24.5	62	77	88	17.0	0.0	9.3	16.1
<b>Average</b>	<b>19.1</b>	<b>25.8</b>	<b>32.6</b>	<b>27</b>	<b>45</b>	<b>65</b>	<del> </del>	<b>2.0</b>	<b>14.6</b>	<b>29.0</b>
<b>Maximum</b>	<b>25.2</b>	<b>32.5</b>	<b>42.2</b>	<b>83</b>	<b>89</b>	<b>92</b>	<b>32.5</b>	<b>11.3</b>	<b>25.7</b>	<b>48.3</b>
<b>Minimum</b>	<b>12.8</b>	<b>19.5</b>	<b>23.9</b>	<b>6</b>	<b>15</b>	<b>26</b>	<b>0.0</b>	<b>0.0</b>	<b>6.3</b>	<b>16.1</b>
<b>Total</b>	<del> </del>	<del> </del>	<del> </del>	<del> </del>	<del> </del>	<del> </del>	<b>137.0</b>	<del> </del>	<del> </del>	<del> </del>

Denotes data from site rain gauge

Daily Summary                      January 2010                      Narrabri Weather Station

Date	Min Temp (°C)	Ave Temp (°C)	Max Temp (°C)	Min RH (%)	Ave RH (%)	Max RH (%)	Rain (mm)	Min WS (m/s)	Ave WS (m/s)	Max WS (m/s)
01/Jan/10	19.1	20.4	22.2	80	89	93	17.0	1.6	6.7	16.1
02/Jan/10	19.3	22.6	27.3	72	88	94	50.0	0.0	15.0	30.6
03/Jan/10	21.6	24.4	29.8	54	77	92	20.0	0.0	8.5	40.2
04/Jan/10	18.8	25.1	31.4	43	66	88	2.5	0.0	11.5	22.5
05/Jan/10	19.7	25.1	31.6	39	66	84	0.0	0.0	7.7	22.5
06/Jan/10	21.9	25.9	32.1	35	62	84	0.0	0.0	10.7	29.0
07/Jan/10	20.6	25.3	32.9	33	63	82	0.4	1.6	10.0	27.4
08/Jan/10	20.1	26.3	32.5	29	56	84	0.0	0.0	10.1	22.5
09/Jan/10	20.6	27.3	33.4	26	51	77	0.0	0.0	5.8	12.9
10/Jan/10	20.6	28.8	36.3	21	46	79	0.0	0.0	10.9	25.7
11/Jan/10	22.3	29.2	36.4	21	48	73	0.0	0.0	9.2	19.3
12/Jan/10	24.5	29.7	36.7	27	47	65	0.0	0.0	12.3	29.0
13/Jan/10	24.6	30.8	37.3	24	42	69	0.0	0.0	14.5	33.8
14/Jan/10	21.3	27.0	35.2	26	58	84	6.8	1.6	12.9	49.9
15/Jan/10	20.4	26.1	32.1	40	64	89	0.0	0.0	10.7	22.5
16/Jan/10	21.6	26.2	32.8	35	60	78	0.0	0.0	13.6	33.8
17/Jan/10	18.9	25.9	33.7	33	57	87	0.0	0.0	14.3	25.7
18/Jan/10	13.1	21.1	25.8	20	32	70	0.0	0.0	15.2	30.6
19/Jan/10	10.1	19.7	26.7	19	32	63	0.0	0.0	11.2	22.5
20/Jan/10	9.7	22.4	33.0	15	36	73	0.0	0.0	5.8	14.5
21/Jan/10	14.7	27.2	37.3	10	31	63	0.0	0.0	3.9	17.7
22/Jan/10	21.1	29.8	37.4	16	29	46	0.0	0.0	11.8	25.7
23/Jan/10	21.0	29.7	36.8	18	30	50	0.0	0.0	11.8	27.4
24/Jan/10	19.9	29.0	37.3	18	40	65	0.0	0.0	11.6	27.4
25/Jan/10	22.9	31.0	37.3	15	29	77	0.0	4.8	19.4	29.0
26/Jan/10	24.9	31.2	37.4	14	30	44	0.0	4.8	20.5	35.4
27/Jan/10	21.9	29.7	36.7	22	35	80	7.4	0.0	9.0	43.5
28/Jan/10	20.1	26.8	36.7	22	57	85	1.2	0.0	13.1	45.1
29/Jan/10	20.9	24.3	32.6	36	70	88	2.0	0.0	5.5	19.3
30/Jan/10	19.4	26.2	33.7	25	52	79	0.2	8.0	19.7	25.7
31/Jan/10	20.1	24.3	31.2	39	64	85	11.6	1.6	14.3	25.7
<b>Average</b>	<b>19.9</b>	<b>26.4</b>	<b>33.3</b>	<b>30</b>	<b>52</b>	<b>76</b>	<del> </del>	<b>0.8</b>	<b>11.5</b>	<b>27.5</b>
<b>Maximum</b>	<b>24.9</b>	<b>31.2</b>	<b>37.4</b>	<b>80</b>	<b>89</b>	<b>94</b>	<b>50.0</b>	<b>8.0</b>	<b>20.5</b>	<b>49.9</b>
<b>Minimum</b>	<b>9.7</b>	<b>19.7</b>	<b>22.2</b>	<b>10</b>	<b>29</b>	<b>44</b>	<b>0.0</b>	<b>0.0</b>	<b>3.9</b>	<b>12.9</b>
<b>Total</b>	<del> </del>	<del> </del>	<del> </del>	<del> </del>	<del> </del>	<del> </del>	<b>119.1</b>	<del> </del>	<del> </del>	<del> </del>

Denotes data from site rain gauge

Daily Summary                      February 2010                      Narrabri Weather Station

Date	Min Temp (°C)	Ave Temp (°C)	Max Temp (°C)	Min RH (%)	Ave RH (%)	Max RH (%)	Rain (mm)	Min WS (m/s)	Ave WS (m/s)	Max WS (m/s)
01/Feb/10	20.2	24.1	28.9	32	55	80	0.0	9.7	19.9	27.4
02/Feb/10	20.3	25.2	31.2	26	45	65	0.0	16.1	26.1	38.6
03/Feb/10	19.8	26.0	32.5	35	53	76	0.2	4.8	18.8	25.7
04/Feb/10	20.3	26.1	32.2	27	52	69	0.0	0.0	11.4	29.0
05/Feb/10	21.7	25.8	32.4	34	63	90	3.8	0.0	12.5	32.2
06/Feb/10	21.0	24.0	28.2	56	77	92	1.4	0.0	7.4	19.3
07/Feb/10	21.9	24.2	28.0	59	77	90	8.2	0.0	10.6	22.5
08/Feb/10	21.6	26.0	31.6	31	62	92	0.2	1.6	12.1	27.4
09/Feb/10	18.2	26.1	32.6	33	52	79	0.0	1.6	10.1	20.9
10/Feb/10	21.8	26.7	32.8	30	55	75	0.0	0.0	8.2	19.3
11/Feb/10	21.0	26.9	34.4	24	51	71	0.0	0.0	9.1	19.3
12/Feb/10	21.0	28.1	34.4	26	47	70	0.0	0.0	17.3	33.8
13/Feb/10	23.8	29.3	35.7	25	43	69	0.0	0.0	14.9	27.4
14/Feb/10	21.4	26.5	33.2	40	62	92	46.2	0.0	22.2	41.8
15/Feb/10	21.6	24.1	28.9	48	78	92	2.8	0.0	9.6	17.7
16/Feb/10	17.0	24.4	30.6	32	59	90	0.0	0.0	7.8	20.9
17/Feb/10	17.5	24.2	30.7	34	59	81	0.0	11.3	18.6	27.4
18/Feb/10	19.1	23.3	29.2	29	52	72	0.0	20.9	26.2	32.2
19/Feb/10	16.2	23.3	30.2	28	50	69	0.0	6.4	19.1	27.4
20/Feb/10	18.5	24.4	31.1	27	53	78	0.0	0.0	7.1	17.7
21/Feb/10	18.7	25.3	32.5	28	54	79	0.0	0.0	4.5	16.1
22/Feb/10	19.2	26.6	33.2	26	52	76	0.0	0.0	13.2	33.8
23/Feb/10	21.4	25.4	33.6	40	63	90	4.0	0.0	10.2	27.4
24/Feb/10	18.7	25.0	32.2	41	65	88	0.2	4.8	15.6	27.4
25/Feb/10	19.6	24.2	29.9	40	59	75	0.0	14.5	19.5	25.7
26/Feb/10	15.7	22.9	30.1	27	53	75	0.0	3.2	15.6	24.1
27/Feb/10	17.9	24.4	30.9	27	50	75	0.0	0.0	8.5	16.1
28/Feb/10	20.3	25.0	30.4	41	55	72	0.0	0.0	6.8	22.5
<b>Average</b>	<b>19.8</b>	<b>25.3</b>	<b>31.5</b>	<b>34</b>	<b>57</b>	<b>79</b>		<b>3.4</b>	<b>13.7</b>	<b>25.8</b>
<b>Maximum</b>	<b>23.8</b>	<b>29.3</b>	<b>35.7</b>	<b>59</b>	<b>78</b>	<b>92</b>	<b>46.2</b>	<b>20.9</b>	<b>26.2</b>	<b>41.8</b>
<b>Minimum</b>	<b>15.7</b>	<b>22.9</b>	<b>28.0</b>	<b>24</b>	<b>43</b>	<b>65</b>	<b>0.0</b>	<b>0.0</b>	<b>4.5</b>	<b>16.1</b>
<b>Total</b>							<b>67.0</b>			

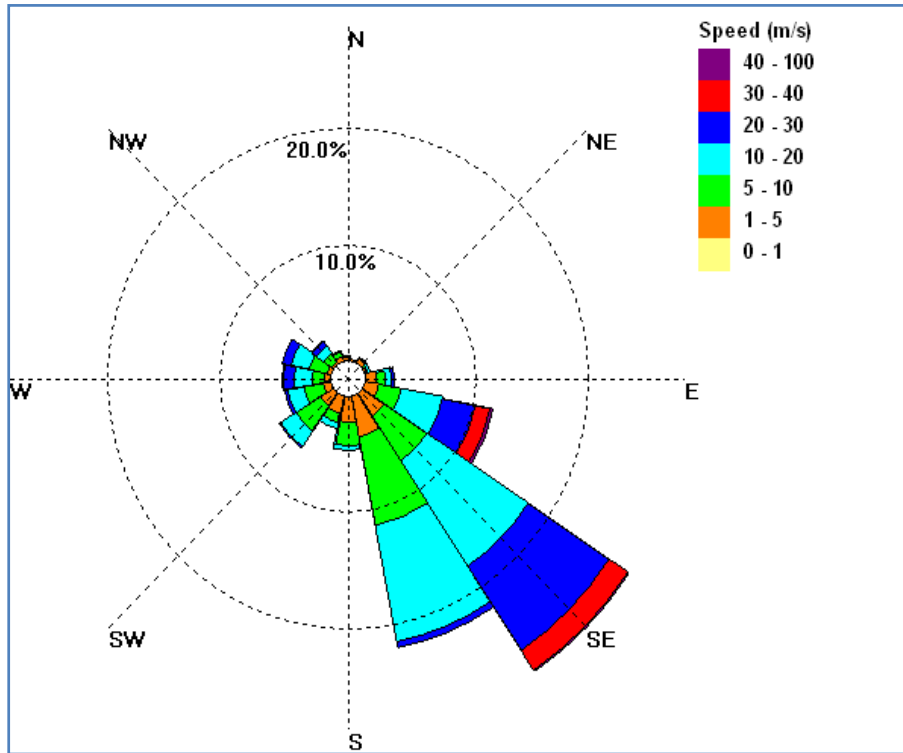
## Daily Summary

March 2010

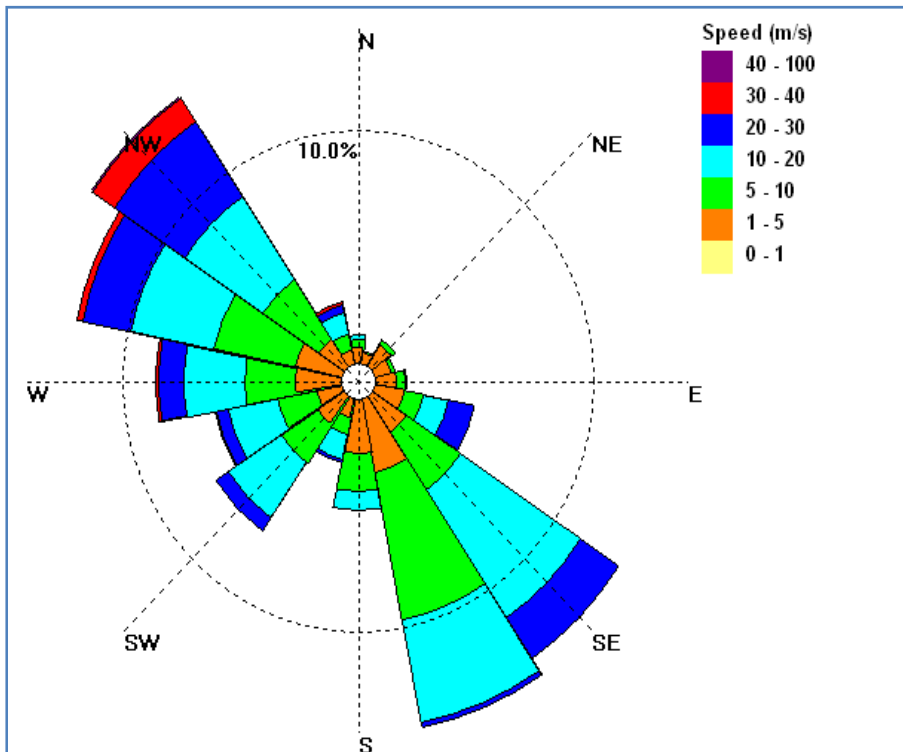
Narrabri Weather Station

Date	Min Temp (°C)	Ave Temp (°C)	Max Temp (°C)	Min RH (%)	Ave RH (%)	Max RH (%)	Rain (mm)	Min WS (m/s)	Ave WS (m/s)	Max WS (m/s)
01/Mar/10	18.5	20.7	23.7	63	80	92	15.8	0.0	17.7	33.8
02/Mar/10	16.9	19.2	21.9	50	62	75	0.0	22.5	30.8	38.6
03/Mar/10	16.7	22.3	29.3	38	58	75	0.0	9.7	25.9	35.4
04/Mar/10	17.3	23.9	30.8	36	57	79	0.0	3.2	13.2	22.5
05/Mar/10	18.9	20.9	24.1	60	82	93	13.6	0.0	7.4	14.5
06/Mar/10	19.6	23.3	30.2	50	81	95	0.6	0.0	6.6	20.9
07/Mar/10	20.9	24.1	29.2	50	76	94	19.0	0.0	8.7	22.5
08/Mar/10	19.9	23.2	27.7	63	75	88	0.2	0.0	15.7	33.8
09/Mar/10	13.3	21.6	28.2	27	56	89	0.0	0.0	6.9	14.5
10/Mar/10	14.7	21.4	28.0	31	60	88	0.0	0.0	9.5	30.6
11/Mar/10	16.9	21.6	27.3	34	59	81	0.0	17.7	27.5	35.4
12/Mar/10	14.5	21.0	28.2	31	51	70	0.0	16.1	25.2	33.8
13/Mar/10	14.2	20.4	27.6	31	59	84	0.0	17.7	24.9	33.8
14/Mar/10	14.2	21.0	28.4	33	59	87	0.0	8.0	19.3	27.4
15/Mar/10	16.7	21.8	27.3	34	54	74	0.0	0.0	8.6	16.1
16/Mar/10	15.7	21.8	29.3	20	50	77	0.0	3.2	13.8	22.5
17/Mar/10	14.0	22.2	30.3	21	46	80	0.0	1.6	9.8	17.7
18/Mar/10	16.6	22.6	31.1	13	42	69	0.0	0.0	10.7	19.3
19/Mar/10	14.1	22.2	30.6	27	48	73	0.0	0.0	4.3	12.9
20/Mar/10	14.8	23.8	32.6	21	46	76	0.0	0.0	6.9	17.7
21/Mar/10	15.1	24.6	32.6	23	46	75	0.0	0.0	7.7	22.5
22/Mar/10	16.4	25.4	33.7	22	42	70	0.0	0.0	6.5	16.1
23/Mar/10	17.4	24.5	32.5	23	42	72	0.0	0.0	9.3	17.7
24/Mar/10	15.7	23.7	31.8	22	43	62	0.0	0.0	6.4	12.9
25/Mar/10	18.3	24.6	31.6	25	47	72	0.0	1.6	8.7	16.1
26/Mar/10	19.9	25.1	31.6	27	47	61	0.0	0.0	12.0	24.1
27/Mar/10	17.3	25.4	33.2	21	45	73	0.0	0.0	5.1	14.5
28/Mar/10	19.7	25.5	31.6	30	48	65	0.0	0.0	8.2	19.3
29/Mar/10	19.9	24.5	29.7	37	53	70	0.0	0.0	11.1	22.5
30/Mar/10	17.3	19.2	21.9	63	86	92	50.0	0.0	6.1	16.1
31/Mar/10	16.1	19.2	23.8	59	81	92	0.0	0.0	9.5	20.9
<b>Average</b>	<b>16.8</b>	<b>22.6</b>	<b>29.0</b>	<b>35</b>	<b>57</b>	<b>79</b>	<del> </del>	<b>3.3</b>	<b>12.4</b>	<b>22.8</b>
<b>Maximum</b>	<b>20.9</b>	<b>25.5</b>	<b>33.7</b>	<b>63</b>	<b>86</b>	<b>95</b>	<b>50.0</b>	<b>22.5</b>	<b>30.8</b>	<b>38.6</b>
<b>Minimum</b>	<b>13.3</b>	<b>19.2</b>	<b>21.9</b>	<b>13</b>	<b>42</b>	<b>61</b>	<b>0.0</b>	<b>0.0</b>	<b>4.3</b>	<b>12.9</b>
<b>Total</b>	<del> </del>	<del> </del>	<del> </del>	<del> </del>	<del> </del>	<del> </del>	<b>99.2</b>	<del> </del>	<del> </del>	<del> </del>

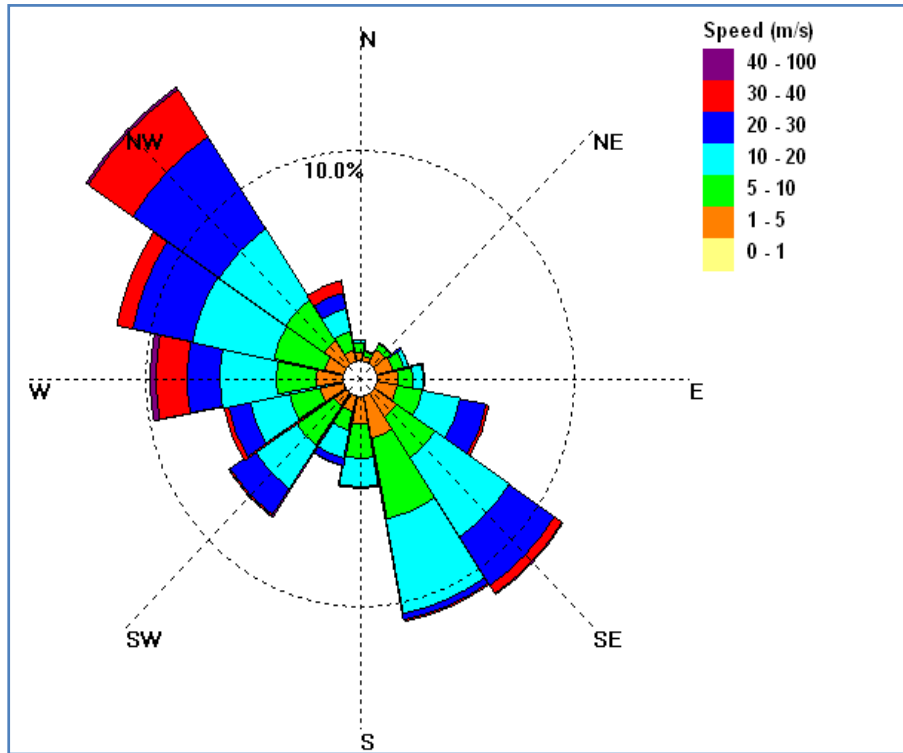
**Autumn Wind Rose (March 2009 – May 2009)**



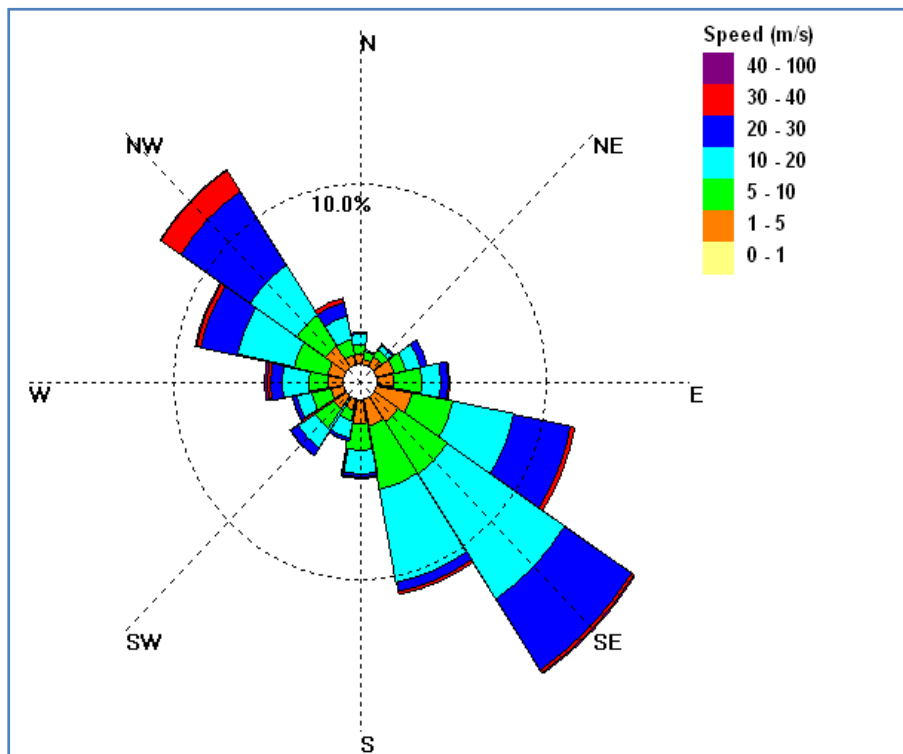
**Winter Wind Rose (June 2009 – August 2009)**



**Spring Wind Rose (September 2009 – November 2009)**



**Summer Wind Rose (December 2009 – February 2010)**



**Annual Wind Rose (April 2009 – March 2010)**

