

## Appendix 4

---

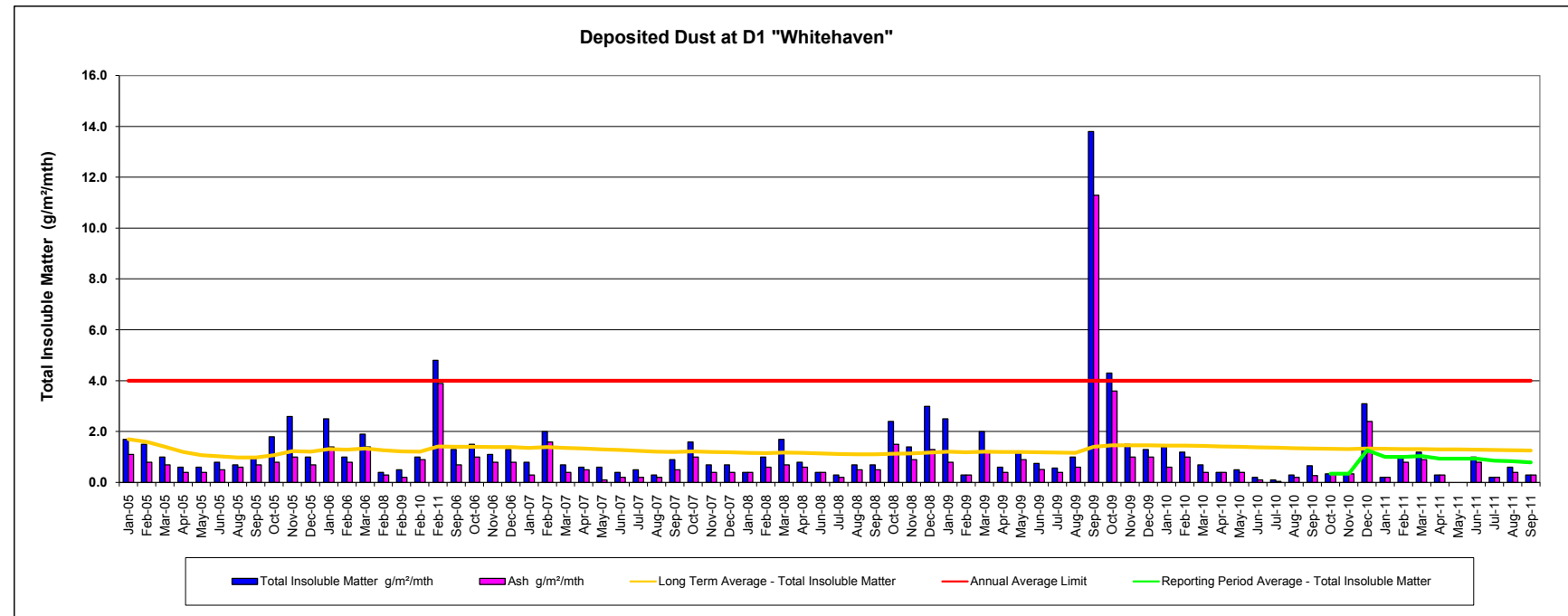
# DUST MONITORING RESULTS

## Deposited Dust - D1 "Whitehaven"

Sample Number	Sample Location	Sample Date	Sample month	Sampler	Time: (d)	Volume Collected (ml)	Total Insoluble Matter g/m <sup>2</sup> /mth	Reporting Period Average - Total Insoluble Matter	Long Term Average - Total Insoluble Matter	Annual Average Limit	Ash g/m <sup>2</sup> /mth	Comment
19299.01	D1 Whitehaven	10-Feb-05	Jan-05	Client	1415	1530	1.7		1.7	4.0	1.1	
19301.01	D1 Whitehaven	1-Mar-05	Feb-05	Client	1300	450	1.5		1.6	4.0	0.8	
19832.01	D1 Whitehaven	1-Apr-05	Mar-05	Client	1130	50	1.0		1.4	4.0	0.7	
20228.01	D1 Whitehaven	1-May-05	Apr-05	Client	1200	<10	0.6		1.2	4.0	0.4	
20229.01	D1 Whitehaven	1-Jun-05	May-05	Client	1030	270	0.6		1.1	4.0	0.4	
20896.01	D1 Whitehaven	30-Jul-05	Jun-05	Client	1100	2750	0.8		1.0	4.0	0.5	
21201.01	D1 Whitehaven	30-Aug-05	Aug-05	Client	1115	590	0.7		1.0	4.0	0.6	
21421.01	D1 Whitehaven	2-Oct-05	Sep-05	Client	Not recorded	1900	1.0		1.0	4.0	0.7	
21667.01	D1 Whitehaven	2-Nov-05	Oct-05	Client	941	1375	1.8		1.1	4.0	0.8	
21989.01	D1 Whitehaven	2-Dec-05	Nov-05	Client	1300	2550	2.6		1.2	4.0	1.0	* contaminated sample
22565.01	D1 Whitehaven	6-Jan-06	Dec-05	Client	1000	875	1.0		1.2	4.0	0.7	
22566.01	D1 Whitehaven	3-Feb-06	Jan-06	Client	1200	1500	2.5		1.3	4.0	1.4	* contaminated sample
22713.01	D1 Whitehaven	2-Mar-06	Feb-06	Client	Not recorded	1395	1.0		1.3	4.0	0.8	
23205.01	D1 Whitehaven	2-Apr-06	Mar-06	Client	1300	175	1.9		1.3	4.0	1.4	
23292.01	D1 Whitehaven	2-May-06	Feb-08	Client	1400	<10	0.4		1.3	4.0	0.3	
23631.01	D1 Whitehaven	2-Jun-06	Feb-09	Client	1200	<10	0.5		1.2	4.0	0.2	
23883.01	D1 Whitehaven	1-Jul-06	Feb-10	Client	1100	840	1.0		1.2	4.0	0.9	
24080.01	D1 Whitehaven	1-Aug-06	Feb-11	Client	1800	1170	4.8		1.4	4.0	3.9	
24691.01	D1 Whitehaven	2-Oct-06	Sep-06	Client	1000	600	1.3		1.4	4.0	0.7	
24975.01	D1 Whitehaven	3-Nov-06	Oct-06	Client	1630	1570	1.5		1.4	4.0	1.0	
25437.01	D1 Whitehaven	2-Dec-06	Nov-06	Client	1800	280	1.1		1.4	4.0	0.8	
25538.01	D1 Whitehaven	2-Jan-07	Dec-06	Client	1830	250	1.3		1.4	4.0	0.8	
25841.01	D1 Whitehaven	1-Feb-07	Jan-07	Client	1015	240	0.8		1.4	4.0	0.3	
26118.01	D1 Whitehaven	3-Mar-07	Feb-07	Client	1450	1890	2.0		1.4	4.0	1.6	
26425.01	D1 Whitehaven	1-Apr-07	Mar-07	Client	915	300	0.7		1.4	4.0	0.4	
26628.01	D1 Whitehaven	30-Apr-07	Apr-07	Client	800	440	0.6		1.3	4.0	0.5	
26957.01	D1 Whitehaven	2-Jun-07	May-07	Client		1020	0.6		1.3	4.0	0.1	
27231.01	D1 Whitehaven	2-Jul-07	Jun-07	Client	1050	1105	0.4		1.3	4.0	0.2	
27528.01	D1 Whitehaven	2-Aug-07	Jul-07	Client	1320	315	0.5		1.2	4.0	0.2	
27817.01	D1 Whitehaven	1-Sep-07	Aug-07	Client	900	1140	0.3		1.2	4.0	0.2	
28116.01	D1 Whitehaven	30-Sep-07	Sep-07	Client	1030	160	0.9		1.2	4.0	0.5	
28395.01	D1 Whitehaven	2-Nov-07	Oct-07	A Papalkar	1600	985	1.6		1.2	4.0	1.0	
28659.01	D1 Whitehaven	1-Dec-07	Nov-07	Client	1120	745	0.7		1.2	4.0	0.4	
28920.01	D1 Whitehaven	3-Jan-08	Dec-07	Client	1200	1935	0.7		1.2	4.0	0.4	
29221.01	D1 Whitehaven	2-Feb-08	Jan-08	Client	1100	2500	0.4		1.2	4.0	0.4	
29522.01	D1 Whitehaven	2-Mar-08	Feb-08	Client	1755	1940	1.0		1.2	4.0	0.6	
29770.01	D1 Whitehaven	2-Apr-08	Mar-08	Client	1720	150	1.7		1.2	4.0	0.7	
30052.01	D1 Whitehaven	1-May-08	Apr-08	Client	Not recorded	270	0.8		1.2	4.0	0.6	
30657.01	D1 Whitehaven	1-Jul-08	Jun-08	Client	1330	1355	0.4		1.1	4.0	0.4	
30899.01	D1 Whitehaven	3-Aug-08	Jul-08	Client	1555	560	0.3		1.1	4.0	0.2	
31207.01	D1 Whitehaven	2-Sep-08	Aug-08	Client	Not recorded	785	0.7		1.1	4.0	0.5	
31524.01	D1 Whitehaven	2-Oct-08	Sep-08	Client	1530	2170	0.7		1.1	4.0	0.5	
31772.01	D1 Whitehaven	2-Nov-08	Oct-08	Client	0950	415	2.4		1.1	4.0	1.5	
32020.01	D1 Whitehaven	30-Nov-08	Nov-08	Client	1730	1660	1.4		1.1	4.0	0.9	
32515.01	D1 Whitehaven	1-Jan-09	Dec-08	Client	0950	1470	3.0		1.2	4.0	1.3	
32243.01	D1 Whitehaven	01-Feb-09	Jan-09	Client	1345	540	2.5		1.2	4.0	0.8	
32860.01	D1 Whitehaven	01-Mar-09	Feb-09	Client	1545	1720	0.3		1.2	4.0	0.3	
2600 1007 - 00	D1 Whitehaven	28-Mar-09	Mar-09	Client	1700	<50	2.0		1.2	4.0	1.2	Farming Activity
2600 1017 - 00	D1 Whitehaven	3-May-09	Apr-09	Client	1400	<50	0.6		1.2	4.0	0.4	Farming, Grazing, Mining
2600 1036 - 00	D1 Whitehaven	31-May-09	May-09	Client	1405	600	1.2		1.2	4.0	0.9	
2600 1044 - 00	D1 Whitehaven	30-Jun-09	Jun-09	Client	0920	800	0.8		1.2	4.0	0.5	Farming, Grazing, Mining
2600 1056 - 00	D1 Whitehaven	1-Aug-09	Jul-09	Client	1545	500	0.6		1.2	4.0	0.4	Farming, Grazing, Mining
2600 1066 - 00	D1 Whitehaven	30-Aug-09	Aug-09	Client	1130	50	1.0		1.2	4.0	0.6	Farming, Grazing, Mining
2600 1097 - 00	D1 Whitehaven	1-Oct-09	Sep-09	Client	1100	50	13.8		1.4	4.0	11.3	Severe dust storm - 23/9
2600 1127 - 00	D1 Whitehaven	31-Oct-09	Oct-09	Client	1750	750	4.3		1.5	4.0	3.6	Farming, Grazing, Mining
2600 1204 - 00	D1 Whitehaven	30-Nov-09	Nov-09	Client	0820	150	1.5		1.5	4.0	1.0	Farming, Grazing, Mining
2600 1222 - 00	D1 Whitehaven	4-Jan-10	Dec-09	Client	1420	2500	1.3		1.5	4.0	1.0	Mining
2600 1234 - 00	D1 Whitehaven	1-Feb-10	Jan-10	Client	1120	250	1.4		1.5	4.0	0.6	Grazing, Mining
2600 1247 - 00	D1 Whitehaven	2-Mar-10	Feb-10	Client	1205	2500	1.2		1.5	4.0	1.0	

Deposited Dust - D1 "Whitehaven"

Sample Number	Sample Location	Sample Date	Sample month	Sampler	Time: (d)	Volume Collected (ml)	Total Insoluble Matter g/m <sup>2</sup> /mth	Reporting Period Average - Total Insoluble Matter	Long Term Average - Total Insoluble Matter	Annual Average Limit	Ash g/m <sup>2</sup> /mth	Comment
2600 1260-00	D1 Whitehaven	3-Apr-10	Mar-10	Client	1000		0.7		1.4	4.0	0.4	Farming, Grazing, Mining
2600 1268-00	D1 Whitehaven	29-Apr-10	Apr-10	Client	1340		0.4		1.4	4.0	0.4	Grazing, Mining
26001277-704	D1 Whitehaven	1-Jun-10	May-10	Client	1420		0.5		1.4	4.0	0.4	Farming, Grazing, Mining Activity
26001288-806	D1 Whitehaven	3-Jul-10	Jun-10	Client	1335		0.2		1.4	4.0	0.1	Farming, Grazing, Mining Activity
26001298-888	D1 Whitehaven	2-Aug-10	Jul-10	Client	1410	1500	0.1		1.4	4.0	0.1	Farming, Grazing, Mining Activity
26001309-963	D1 Whitehaven	30-Aug-10	Aug-10	Client	0950	1300	0.3		1.4	4.0	0.2	Insects
26001319-1070	D1 Whitehaven	5-Oct-10	Sep-10	Client	1320		0.7		1.3	4.0	0.3	Insects
2600-1340-16	D1 Whitehaven	30-Oct-10	Oct-10	Merton Past Co.	1100		0.3	0.3	1.3	4.0	0.3	
1002976-001	D1 Whitehaven	1-Dec-10	Nov-10	Merton Past Co.	1500		0.3	0.3	1.3	4.0	0.3	
1100064-001	D1 Whitehaven	1-Jan-11	Dec-10	Merton Past Co.	1120		3.1	1.3	1.3	4.0	2.4	Funnel almost totally blocked with spider webs
1100334-001	D1 Whitehaven	30-Jan-11	Jan-11	Merton Past Co.	1750		0.2	1.0	1.3	4.0	0.2	
1100550-001	D1 Whitehaven	2-Mar-11	Feb-11	Merton Past Co.	1145		1.0	1.0	1.3	4.0	0.8	
EN1100792-001	D1 Whitehaven	2-Apr-11	Mar-11	Merton Past Co.	1320		1.2	1.0	1.3	4.0	0.9	Spider nest in funnel
EN1101029-001	D1 Whitehaven	1-May-11	Apr-11	Merton Past Co.	1620		0.3	0.9	1.3	4.0	0.3	
	D1 Whitehaven	4-Jun-11	May-11	Merton Past Co.				0.9	1.3	4.0		Broken Bottle
EN1101701-001	D1 Whitehaven	4-Jul-11	Jun-11	Merton Past Co.	1045		1.0	0.9	1.3	4.0	0.8	
EN1101701-001	D1 Whitehaven	2-Aug-11	Jul-11	Merton Past Co.	1050		0.2	0.9	1.3	4.0	0.2	
EN1102638-001	D1 Whitehaven	3-Sep-11	Aug-11	Merton Past Co.	0940		0.6	0.8	1.3	4.0	0.4	
EN1103080-001	D1 Whitehaven	3-Oct-11	Sep-11	Merton Past Co.	1140		0.3	0.8	1.3	4.0	0.3	

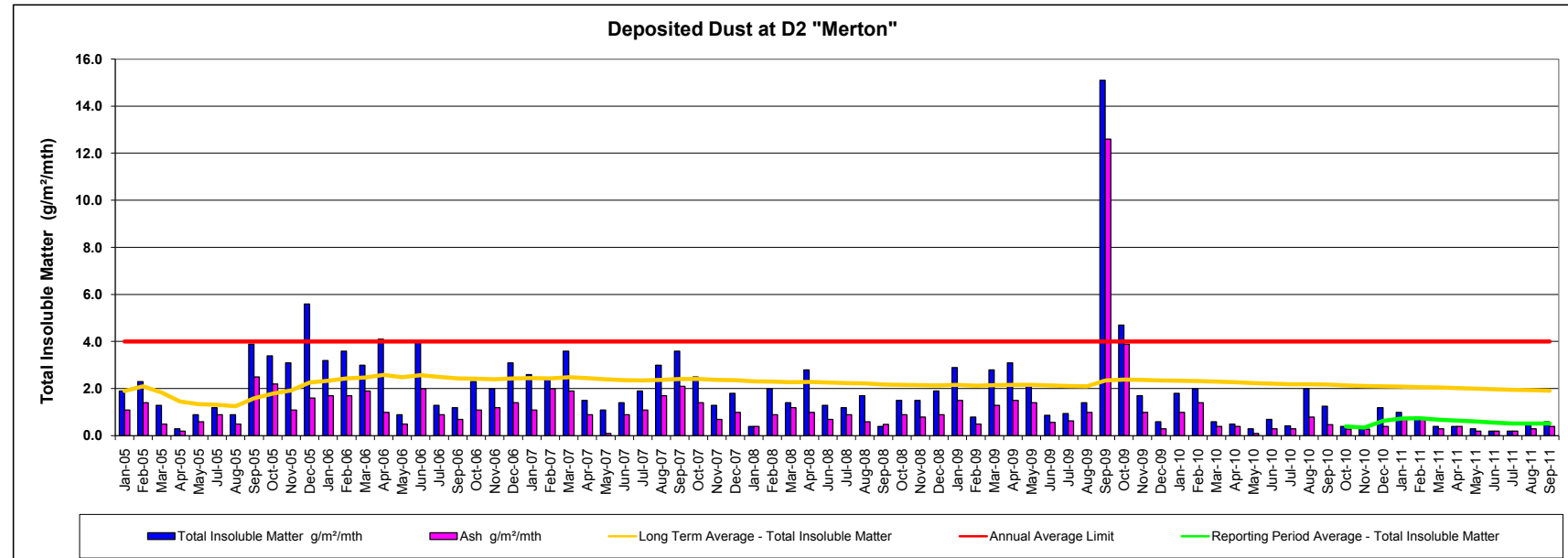


## Deposited Dust - D2 "Merton"

Sample Number	Sample Location	Sample Date	Sample Month	Sampler	Time: (d)	Volume Collected (ml)	Total Insoluble Matter g/m <sup>2</sup> /mth	Reporting Period Average - Total Insoluble Matter	Long Term Average - Total Insoluble Matter	Annual Average Limit	Ash g/m <sup>2</sup> /mth	Comment
19299.02	D2 Merton	10-Feb-05	Jan-05	Client	1200	900	1.9		1.9	4.0	1.1	* contaminated sample
19301.02	D2 Merton	1-Mar-05	Feb-05	Client	800	640	2.3		2.1	4.0	1.4	* contaminated sample
19832.02	D2 Merton	1-Apr-05	Mar-05	Client	800	240	1.3		1.8	4.0	0.5	* contaminated sample
20228.02	D2 Merton	1-May-05	Apr-05	Client	815	<10	0.3		1.5	4.0	0.2	* contaminated sample
20229.02	D2 Merton	1-Jun-05	May-05	Client	800	305	0.9		1.3	4.0	0.6	* contaminated sample
20896.02	D2 Merton	30-Jul-05	Jul-05	Client	1130	2750	1.2		1.3	4.0	0.9	* contaminated sample
21201.02	D2 Merton	30-Aug-05	Aug-05	Client	900	560	0.9		1.3	4.0	0.5	
21421.02	D2 Merton	2-Oct-05	Sep-05	Client	Not recorded	1930	3.9		1.6	4.0	2.5	
21667.02	D2 Merton	2-Nov-05	Oct-05	Client	1954	1400	3.4		1.8	4.0	2.2	
21989.02	D2 Merton	2-Dec-05	Nov-05	Client	1000	2180	3.1		1.9	4.0	1.1	
22565.02	D2 Merton	6-Jan-06	Dec-05	Client	1120	930	5.6		2.3	4.0	1.6	
22566.02	D2 Merton	3-Feb-06	Jan-06	Client	900	1600	3.2		2.3	4.0	1.7	
22713.02	D2 Merton	2-Mar-06	Feb-06	Client	900	1250	3.6		2.4	4.0	1.7	
23205.02	D2 Merton	2-Apr-06	Mar-06	Client	900	75	3.0		2.5	4.0	1.9	
23292.02	D2 Merton	2-May-06	Apr-06	Client	1000	880	4.1		2.6	4.0	1.0	* contaminated sample
23631.02	D2 Merton	2-Jun-06	May-06	Client	700	<10	0.9		2.5	4.0	0.5	
23883.02	D2 Merton	1-Jul-06	Jun-06	Client	1130	920	4.0		2.6	4.0	2.0	
24080.02	D2 Merton	1-Aug-06	Jul-06	Client	1545	1240	1.3		2.5	4.0	0.9	
24691.02	D2 Merton	2-Oct-06	Sep-06	Client	900	250	1.2		2.4	4.0	0.7	
24975.02	D2 Merton	3-Nov-06	Oct-06	Client	745	1780	2.3		2.4	4.0	1.1	
25437.02	D2 Merton	2-Dec-06	Nov-06	Client	1700	305	2.0		2.4	4.0	1.2	
25538.02	D2 Merton	2-Jan-07	Dec-06	Client	1725	130	3.1		2.4	4.0	1.4	
25841.02	D2 Merton	01-Feb-07	Jan-07	Client	730	220	2.6		2.4	4.0	1.1	
26118.02	D2 Merton	03-Mar-07	Feb-07	Client	900	1845	2.4		2.4	4.0	2.0	
26425.02	D2 Merton	01-Apr-07	Mar-07	Client	730	235	3.6		2.5	4.0	1.9	
26628.02	D2 Merton	30-Apr-07	Apr-07	Client	830	350	1.5		2.4	4.0	0.9	
26957.02	D2 Merton	02-Jun-07	May-07	Client	1400	825	1.1		2.4	4.0	0.1	
27231.02	D2 Merton	02-Jul-07	Jun-07	Client	1645	1320	1.4		2.4	4.0	0.9	
27528.02	D2 Merton	02-Aug-07	Jul-07	Client	1020	170	1.9		2.3	4.0	1.1	
27817.02	D2 Merton	01-Sep-07	Aug-07	Client	915	1230	3.0		2.4	4.0	1.7	
28116.02	D2 Merton	30-Sep-07	Sep-07	Client	820	310	3.6		2.4	4.0	2.1	
28395.02	D2 Merton	02-Nov-07	Oct-07	A Papalkar EEL	800	905	2.5		2.4	4.0	1.4	
28659.02	D2 Merton	01-Dec-07	Nov-07	Client	900	1110	1.3		2.4	4.0	0.7	
28920.02	D2 Merton	03-Jan-08	Dec-07	Client	900	1880	1.8		2.4	4.0	1.0	
29221.02	D2 Merton	01-Feb-08	Jan-08	Client	1100	2500	0.4		2.3	4.0	0.4	
29522.02	D2 Merton	02-Mar-08	Feb-08	Client	1700	2505	2.0		2.3	4.0	0.9	
29770.02	D2 Merton	02-Apr-08	Mar-08	Client	1500	150	1.4		2.3	4.0	1.2	
30052.02	D2 Merton	01-May-08	Apr-08	Client	Not recorded	375	2.8		2.3	4.0	1.0	
30657.02	D2 Merton	01-Jul-08	Jun-08	Client	1410	1255	1.3		2.3	4.0	0.7	
30899.02	D2 Merton	03-Aug-08	Jul-08	Client	900	565	1.2		2.2	4.0	0.9	
31207.02	D2 Merton	02-Sep-08	Aug-08	Client	Not recorded	810	1.7		2.2	4.0	0.6	
31524.02	D2 Merton	02-Oct-08	Sep-08	Client	0900	310	0.4		2.2	4.0	0.5	
31772.02	D2 Merton	01-Nov-08	Oct-08	Client	1240	925	1.5		2.2	4.0	0.9	
32020.02	D2 Merton	30-Nov-08	Nov-08	Client	1500	1520	1.5		2.1	4.0	0.8	
32515.02	D2 Merton	1-Jan-09	Dec-08	Client	1130	1365	1.9		2.1	4.0	0.9	
32243.02	D2 Merton	01-Feb-09	Jan-09	Client	1440	310	2.9		2.2	4.0	1.5	
32860.02	D2 Merton	01-Mar-09	Feb-09	Client	1400	1445	0.8		2.1	4.0	0.5	
2600 1007 - 00	D2 Merton	28-Mar-09	Mar-09	Client	1515	50	2.8		2.1	4.0	1.3	Bird droppings, Grazing, Mining
2600 1017 - 00	D2 Merton	3-May-09	Apr-09	Client	1230	50	3.1		2.2	4.0	1.5	Bird droppings, Grazing, Mining
2600 1036 - 00	D2 Merton	31-May-09	May-09	Client	1100	650	2.2		2.2	4.0	1.4	
2600 1044 - 00	D2 Merton	30-Jun-09	Jun-09	Client	1020	750	0.9		2.1	4.0	0.6	Grazing, Mining
2601 1056 - 00	D2 Merton	01-Aug-09	Jul-09	Client	1400	400	0.9		2.1	4.0	0.6	Grazing, Mining
2600 1066 - 00	D2 Merton	30-Aug-09	Aug-09	Client	1020	20	1.4		2.1	4.0	1.0	Grazing, Mining
2600 1097 - 00	D2 Merton	01-Oct-09	Sep-09	Client	0910	20	15.1		2.3	4.0	12.6	Severe dust storm - 23/9
2600 1127 - 00	D2 Merton	31-Oct-09	Oct-09	Client	1400	800	4.7		2.4	4.0	3.9	Grazing, Mining
2600 1204 - 00	D2 Merton	30-Nov-09	Nov-09	Client	0930	200	1.7		2.4	4.0	1.0	Grazing, Mining

Deposited Dust - D2 "Merton"

Sample Number	Sample Location	Sample Date	Sample Month	Sampler	Time: (d)	Volume Collected (ml)	Total Insoluble Matter g/m <sup>2</sup> /mth	Reporting Period Average - Total Insoluble Matter	Long Term Average - Total Insoluble Matter	Annual Average Limit	Ash g/m <sup>2</sup> /mth	Comment
2600 1222 - 00	D2 Merton	03-Jan-10	Dec-09	Client	1010	2500	0.6		2.3	4.0	0.3	Grazing, Mining
2600 1234 - 00	D2 Merton	01-Feb-10	Jan-10	Client	0920	250	1.8		2.3	4.0	1.0	Grazing, Mining
2600 1247 - 00	D2 Merton	02-Mar-10	Feb-10	Client	1410	2500	2.0		2.3	4.0	1.4	
2600 1260 - 00	D2 Merton	03-Apr-10	Mar-10	Client	1600		0.6		2.3	4.0	0.4	Grazing, mining
2600 1268 - 00	D2 Merton	29-Apr-10	Apr-10	Client	1215		0.5		2.3	4.0	0.4	Grazing, mining
26001277- 704	D2 Merton	01-Jun-10	May-10	Client	1310		0.3		2.2	4.0	0.1	Grazing, Mining Activity
26001288-806	D2 Merton	03-Jul-10	Jun-10	Client	1230		0.7		2.2	4.0	0.3	Grazing, Mining Activity
26001298-888	D2 Merton	02-Aug-10	Jul-10	Client	1535	1300	0.4		2.2	4.0	0.3	Grazing, Mining Activity
26001309-963	D2 Merton	30-Aug-10	Aug-10	Client	1600	1200	2.0		2.2	4.0	0.8	Insects
26001319-1070	D2 Merton	05-Oct-10	Sep-10	Client	1100		1.3		2.2	4.0	0.5	Insects
2600-1340-16	D2 Merton	30-Oct-10	Oct-10	Merton Past Co.	1330		0.4	0.4	2.1	4.0	0.3	
1002976-002	D2 Merton	1-Dec-10	Nov-10	Merton Past Co.	1500		0.3	0.3	2.1	4.0	0.3	
1100064-002	D2 Merton	1-Jan-11	Dec-10	Merton Past Co.	0950		1.2	0.6	2.1	4.0	0.4	
1100334-002	D2 Merton	30-Jan-11	Jan-11	Merton Past Co.	1910		1.0	0.7	2.1	4.0	0.7	
1100550-002	D2 Merton	2-Mar-11	Feb-11	Merton Past Co.	1000		0.8	0.7	2.1	4.0	0.7	
EN1100792-002	D2 Merton	2-Apr-11	Mar-11	Merton Past Co.	1145		0.4	0.7	2.0	4.0	0.3	
EN1101029-002	D2 Merton	1-May-11	Apr-11	Merton Past Co.	1430		0.4	0.6	2.0	4.0	0.4	
EN1101343-002	D2 Merton	4-Jun-11	May-11	Merton Past Co.	1110		0.3	0.6	2.0	4.0	0.2	
EN1101701-002	D2 Merton	4-Jul-11	Jun-11	Merton Past Co.	0930		0.2	0.6	2.0	4.0	0.2	
EN1101701-002	D2 Merton	2-Aug-11	Jul-11	Merton Past Co.	1150		0.2	0.5	1.9	4.0	0.2	
EN1102638-002	D2 Merton	3-Sep-11	Aug-11	Merton Past Co.	1645		0.5	0.5	1.9	4.0	0.3	
EN1103080-002	D2 Merton	03-Oct-11	Sep-11	Merton Past Co.	1015		0.6	0.5	1.9	4.0	0.4	

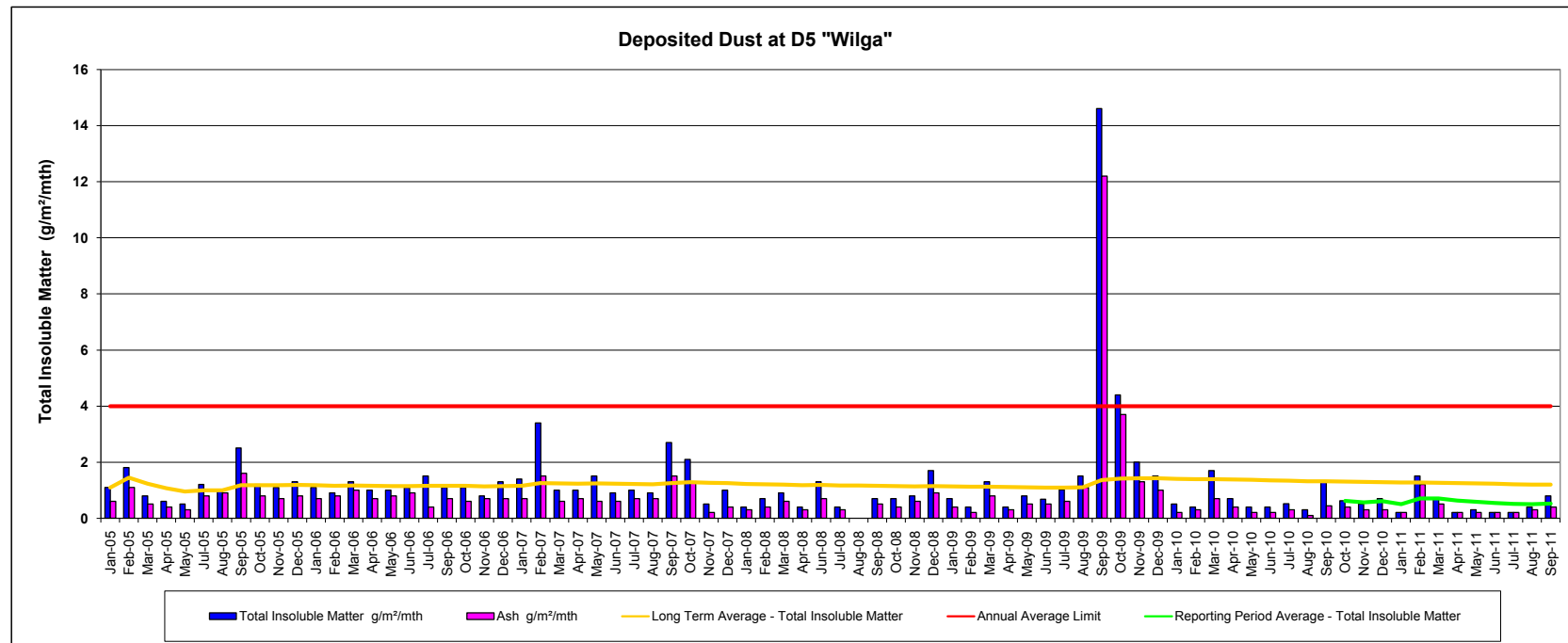


## Deposited Dust - D5 "Wilga"

Sample Number	Sample Location	Sample Date	Sample Month	Sampler	Time: (d)	Volume Collected (ml)	Total Insoluble Matter g/m <sup>2</sup> /mth	Reporting Period Average - Total Insoluble Matter	Long Term Average - Total Insoluble Matter	Annual Average Limit	Ash g/m <sup>2</sup> /mth	Comment
19299.03	D5 Wilga	10-Feb-05	Jan-05	Client	1320	1130	1.1		1.1	4.0	0.6	
19301.03	D5 Wilga	1-Mar-05	Feb-05	Client	1230	490	1.8		1.5	4.0	1.1	
19832.03	D5 Wilga	1-Apr-05	Mar-05	Client	1100	180	0.8		1.2	4.0	0.5	
20228.03	D5 Wilga	1-May-05	Apr-05	Client	1115	15	0.6		1.1	4.0	0.4	
20229.03	D5 Wilga	1-Jun-05	May-05	Client	1000	320	0.5		1.0	4.0	0.3	
20896.03	D5 Wilga	30-Jul-05	Jul-05	Client	1020	2750	1.2		1.0	4.0	0.8	
21201.03	D5 Wilga	30-Aug-05	Aug-05	Client	1045	590	1		1.0	4.0	0.9	
21421.03	D5 Wilga	2-Oct-05	Sep-05	Client	Not recorded	1800	2.5		1.2	4.0	1.6	
21667.03	D5 Wilga	2-Nov-05	Oct-05	Client	1015	1200	1.2		1.2	4.0	0.8	
21989.03	D5 Wilga	2-Dec-05	Nov-05	Client	1130	2360	1.1		1.2	4.0	0.7	
22565.03	D5 Wilga	6-Jan-06	Dec-05	Client	930	775	1.3		1.2	4.0	0.8	
22566.03	D5 Wilga	3-Feb-06	Jan-06	Client	1050	775	1.1		1.2	4.0	0.7	
22713.03	D5 Wilga	2-Mar-06	Feb-06	Client	1600	1300	0.9		1.2	4.0	0.8	
23205.03	D5 Wilga	2-Apr-06	Mar-06	Client	1230	150	1.3		1.2	4.0	1	
23292.03	D5 Wilga	2-May-06	Apr-06	Client	1100	850	1		1.2	4.0	0.7	
23631.03	D5 Wilga	2-Jun-06	May-06	Client	815	60	1		1.2	4.0	0.8	
23883.03	D5 Wilga	1-Jul-06	Jun-06	Client	1300	850	1.1		1.1	4.0	0.9	
24080.03	D5 Wilga	1-Aug-06	Jul-06	Client	930	1140	1.5		1.2	4.0	0.4	
24691.03	D5 Wilga	2-Oct-06	Sep-06	Client	1020	500	1.1		1.2	4.0	0.7	
24975.03	D5 Wilga	3-Nov-06	Oct-06	Client	1645	880	1.1		1.2	4.0	0.6	
25437.03	D5 Wilga	2-Dec-06	Nov-06	Client	1750	250	0.8		1.1	4.0	0.7	
25538.03	D5 Wilga	2-Jan-07	Dec-06	Client	1800	200	1.3		1.2	4.0	0.7	
25841.03	D5 Wilga	01-Feb-07	Jan-07	Client	1100	220	1.4		1.2	4.0	0.7	
26118.03	D5 Wilga	03-Mar-07	Feb-07	Client	1440	1985	3.4		1.3	4.0	1.5	
26425.03	D5 Wilga	01-Apr-07	Mar-07	Client	840	275	1.0		1.2	4.0	0.6	
26628.03	D5 Wilga	30-Apr-07	Apr-07	Client	1315	370	1.0		1.2	4.0	0.7	
26957.03	D5 Wilga	02-Jun-07	May-07	Client	1450	970	1.5		1.2	4.0	0.6	
27231.03	D5 Wilga	02-Jul-07	Jun-07	Client	900	1075	0.9		1.2	4.0	0.6	
27528.03	D5 Wilga	02-Aug-07	Jul-07	Client	1240	305	1.0		1.2	4.0	0.7	
27817.03	D5 Wilga	01-Sep-07	Aug-07	Client	1050	1125	0.9		1.2	4.0	0.7	
28116.03	D5 Wilga	30-Sep-07	Sep-07	Client	1020	250	2.7		1.3	4.0	1.5	
28395.03	D5 Wilga	02-Nov-07	Oct-07	A Papalkar EEL	530	970	2.1		1.3	4.0	1.3	
28659.03	D5 Wilga	01-Dec-07	Nov-07	Client	1100	1200	0.5		1.3	4.0	0.2	
28920.03	D5 Wilga	03-Jan-08	Dec-07	Client	1145	1790	1.0		1.3	4.0	0.4	
29221.03	D5 Wilga	02-Feb-08	Jan-08	Client	1045	2500	0.4		1.2	4.0	0.3	
29522.03	D5 Wilga	02-Mar-08	Feb-08	Client	1750	1800	0.7		1.2	4.0	0.4	
29770.03	D5 Wilga	02-Apr-08	Mar-08	Client	1700	125	0.9		1.2	4.0	0.6	
30052.03	D5 Wilga	01-May-08	Apr-08	Client	Not recorded	265	0.4		1.2	4.0	0.3	
30657.03	D5 Wilga	02-Jul-08	Jun-08	Client	1340	1355	1.3		1.2	4.0	0.7	
30899.03	D5 Wilga	03-Aug-08	Jul-08	Client	1545	475	0.4		1.2	4.0	0.3	
31207.03	D5 Wilga	02-Sep-08	Aug-08	Client	Not recorded				1.2	4.0		No Sample
31524.03	D5 Wilga	02-Oct-08	Sep-08	Client	1600	1975	0.7		1.2	4.0	0.5	
31772.03	D5 Wilga	01-Nov-08	Oct-08	Client	0930	1170	0.7		1.1	4.0	0.4	
32020.03	D5 Wilga	30-Nov-08	Nov-08	Client	1700	1850	0.8		1.1	4.0	0.6	
32515.03	D5 Wilga	1-Jan-09	Dec-08	Client	0900	1515	1.7		1.2	4.0	0.9	
32243.05	D5 Wilga	01-Feb-09	Jan-09	Client	1315	415	0.7		1.1	4.0	0.4	
32860.03	D5 Wilga	01-Mar-09	Feb-09	Client	1505	1560	0.4		1.1	4.0	0.2	
2600 1007 - 00	D5 Wilga	28-Mar-09	Mar-09	Client	1625	50	1.3		1.1	4.0	0.8	
2600 1017 - 00	D5 Wilga	3-May-09	Apr-09	Client	1320	50	0.4		1.1	4.0	0.3	Mining Activity
2600 1036 - 00	D5 Wilga	31-May-09	May-09	Client	1340	600	0.8		1.1	4.0	0.5	Mining Activity
2600 1044 - 00	D5 Wilga	30-Jun-09	Jun-09	Client	0900	800	0.7		1.1	4.0	0.5	
2602 1056 - 00	D5 Wilga	01-Aug-09	Jul-09	Client	1510	600	1.0		1.1	4.0	0.6	Grazing, Mining
2600 1066 - 00	D5 Wilga	30-Aug-09	Aug-09	Client	1120	50	1.5		1.1	4.0	1.1	Grazing, Mining
2600 1097 - 00	D5 Wilga	01-Oct-09	Sep-09	Client	1015	50	14.6		1.4	4.0	12.2	Severe dust storm - 23/9
2600 1127 - 00	D5 Wilga	31-Oct-09	Oct-09	Client	1700	700	4.4		1.4	4.0	3.7	Mining
2600 1204 - 00	D5 Wilga	30-Nov-09	Nov-09	Client	0840	200	2.0		1.4	4.0	1.3	Grazing, Mining
2600 1222 - 00	D5 Wilga	03-Jan-10	Dec-09	Client	1215	2500	1.5		1.4	4.0	1.0	Mining
2600 1234 - 00	D5 Wilga	01-Feb-10	Jan-10	Client	1240	250	0.5		1.4	4.0	0.2	Mining

Deposited Dust - D5 "Wilga"

Sample Number	Sample Location	Sample Date	Sample Month	Sampler	Time: (d)	Volume Collected (ml)	Total Insoluble Matter g/m <sup>2</sup> /mth	Reporting Period Average - Total Insoluble Matter	Long Term Average - Total Insoluble Matter	Annual Average Limit	Ash g/m <sup>2</sup> /mth	Comment
2600 1247 - 00	D5 Wilga	02-Mar-10	Feb-10	Client	1150	2500	0.4		1.4	4.0	0.3	
2600 1260 - 00	D5 Wilga	03-Apr-10	Mar-10	Client	1700		1.7		1.4	4.0	0.7	mining
2600 1268 - 00	D5 Wilga	29-Apr-10	Apr-10	Client	1330		0.7		1.4	4.0	0.4	Mining
26001277- 704	D5 Wilga	01-Jun-10	May-10	Client	1410		0.4		1.4	4.0	0.2	Mining Activity
26001288-806	D5 Wilga	03-Jul-10	Jun-10	Client	1325		0.4		1.4	4.0	0.2	Mining Activity
26001298-888	D5 Wilga	02-Aug-10	Jul-10	Client	1420	1500	0.5		1.3	4.0	0.3	
26001309-963	D5 Wilga	30-Aug-10	Aug-10	Client	0915	1300	0.3		1.3	4.0	0.1	Insects
26001319-1070	D5 Wilga	05-Oct-10	Sep-10	Client	1310		1.3		1.3	4.0	0.4	Insects
2600-1340-16	D5 Wilga	30-Oct-10	Oct-10	Merton Past Co.	1150		0.6	0.6	1.3	4.0	0.4	
1002976-003	D5 Wilga	1-Dec-10	Nov-10	Merton Past Co.	1500		0.5	0.6	1.3	4.0	0.3	
1100064-003	D5 Wilga	1-Jan-11	Dec-10	Merton Past Co.	1100		0.7	0.6	1.3	4.0	0.3	Insects-Part blocked with spiders webs
1100334-003	D5 Wilga	30-Jan-11	Jan-11	Merton Past Co.	1830		0.2	0.5	1.3	4.0	0.2	
1100550-003	D5 Wilga	2-Mar-11	Feb-11	Merton Past Co.	1105		1.5	0.7	1.3	4.0	1.2	Spider Webs-part blocked
EN1100792-003	D5 Wilga	2-Apr-11	Mar-11	Merton Past Co.	1240		0.7	0.7	1.3	4.0	0.5	
EN1101029-003	D5 Wilga	1-May-11	Apr-11	Merton Past Co.	1535		0.2	0.6	1.3	4.0	0.2	
EN1101343-003	D5 Wilga	4-Jun-11	May-11	Merton Past Co.	1215		0.3	0.6	1.2	4.0	0.2	
EN1101701-003	D5 Wilga	4-Jul-11	Jun-11	Merton Past Co.	1035		0.2	0.5	1.2	4.0	0.2	
EN1101701-003	D5 Wilga	2-Aug-11	Jul-11	Merton Past Co.	1020		0.2	0.5	1.2	4.0	0.2	
EN1102638-003	D5 Wilga	3-Sep-11	Aug-11	Merton Past Co.	0955		0.4	0.5	1.2	4.0	0.3	
EN1103080-003	D5 Wilga	03-Oct-11	Sep-11	Merton Past Co.	1130		0.8	0.5	1.2	4.0	0.4	



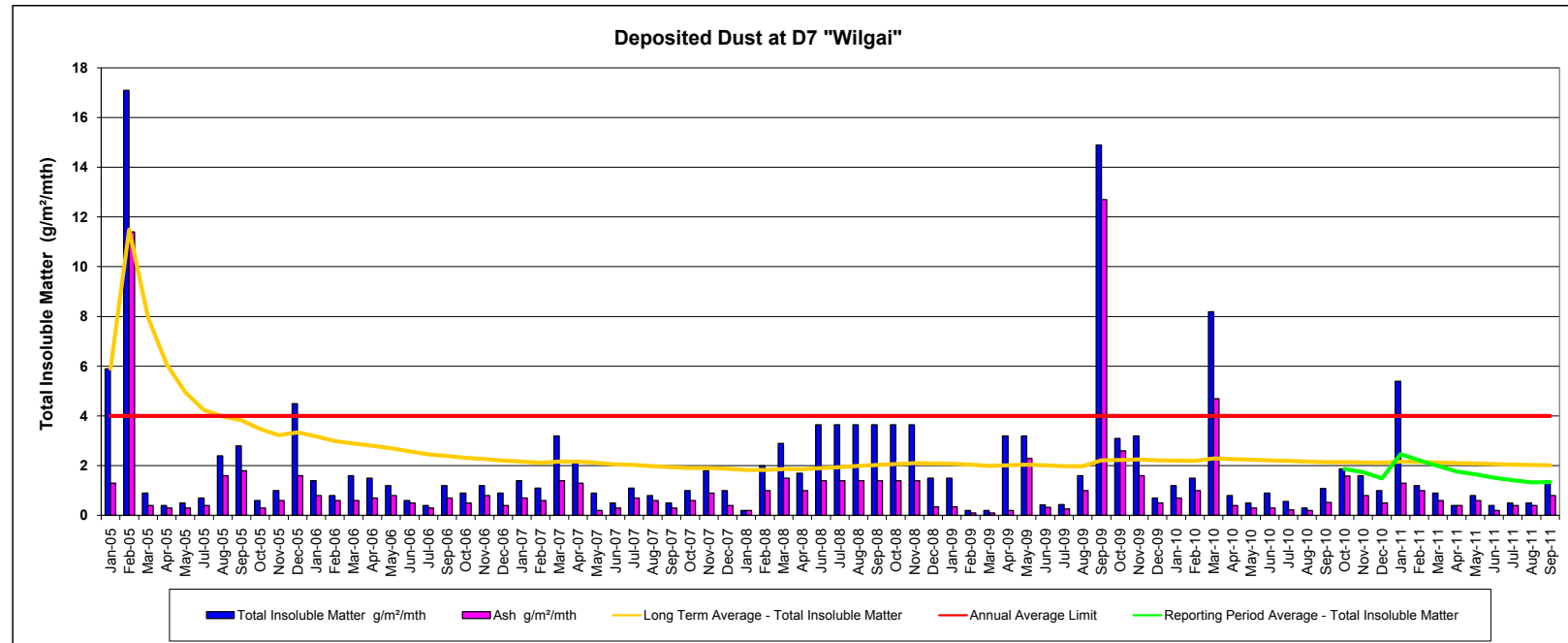
## Deposited Dust - D7 "Wilgai"

Sample Number	Sample Location	Sample Date	Sample Month	Sampler	Time: (d)	Volume Collected (ml)	Total Insoluble Matter g/m <sup>2</sup> /mth	Reporting Period Average - Total Insoluble Matter	Long Term Average - Total Insoluble Matter	Annual Average Limit	Ash g/m <sup>2</sup> /mth	Comment
19299.04	D7 Wilgai	10-Feb-05	Jan-05	Client	1300	720	5.9		5.9	4.0	1.3	
19301.04	D7 Wilgai	1-Mar-05	Feb-05	Client	1200	310	17.1		11.5	4.0	11.4	
19832.04	D7 Wilgai	1-Apr-05	Mar-05	Client	1045	<10	0.9		8.0	4.0	0.4	
20228.04	D7 Wilgai	1-May-05	Apr-05	Client	1100	<10	0.4		6.1	4.0	0.3	
20229.04	D7 Wilgai	1-Jun-05	May-05	Client	945	245	0.5		5.0	4.0	0.3	
20896.04	D7 Wilgai	30-Jul-05	Jul-05	Client	1000	2750	0.7		4.3	4.0	0.4	
21201.04	D7 Wilgai	30-Aug-05	Aug-05	Client	1030	240	2.4		4.0	4.0	1.6	
21421.04	D7 Wilgai	2-Oct-05	Sep-05	Client	Not recorded	1550	2.8		3.8	4.0	1.8	
21667.04	D7 Wilgai	2-Nov-05	Oct-05	Client	950	1075	0.6		3.5	4.0	0.3	
21989.04	D7 Wilgai	2-Dec-05	Nov-05	Client	1230	1800	1		3.2	4.0	0.6	
22565.04	D7 Wilgai	6-Jan-06	Dec-05	Client	945	175	4.5		3.3	4.0	1.6	
22566.04	D7 Wilgai	3-Feb-06	Jan-06	Client	1130	470	1.4		3.2	4.0	0.8	
22713.04	D7 Wilgai	2-Mar-06	Feb-06	Client	1630	700	0.8		3.0	4.0	0.6	
23205.04	D7 Wilgai	2-Apr-06	Mar-06	Client	1115	50	1.6		2.9	4.0	0.6	
23292.04	D7 Wilgai	2-May-06	Apr-06	Client	1330	750	1.5		2.8	4.0	0.7	
23631.04	D7 Wilgai	2-Jun-06	May-06	Client	825	10	1.2		2.7	4.0	0.8	
23883.04	D7 Wilgai	1-Jul-06	Jun-06	Client	1400	700	0.6		2.6	4.0	0.5	
24080.04	D7 Wilgai	1-Aug-06	Jul-06	Client	1715	1100	0.4		2.5	4.0	0.3	
24691.04	D7 Wilgai	2-Oct-06	Sep-06	Client	1620	250	1.2		2.4	4.0	0.7	
24975.04	D7 Wilgai	3-Nov-06	Oct-06	Client	930	1450	0.9		2.3	4.0	0.5	
25437.04	D7 Wilgai	2-Dec-06	Nov-06	Client	1900	270	1.2		2.3	4.0	0.8	
25538.05	D7 Wilgai	2-Jan-07	Dec-06	Client	1750	110	0.9		2.2	4.0	0.4	
25841.04	D7 Wilgai	01-Feb-07	Jan-07	Client	1000	75	1.4		2.2	4.0	0.7	
26118.04	D7 Wilgai	03-Mar-07	Feb-07	Client	1420	1260	1.1		2.1	4.0	0.6	
26425.04	D7 Wilgai	01-Apr-07	Mar-07	Client	1350	210	3.2		2.2	4.0	1.4	
26628.04	D7 Wilgai	30-Apr-07	Apr-07	Client	1045	315	2.2		2.2	4.0	1.3	
26957.04	D7 Wilgai	02-Jun-07	May-07	Client	1530	950	0.9		2.1	4.0	0.2	
27231.04	D7 Wilgai	02-Jul-07	Jun-07	Client	845	1060	0.5		2.1	4.0	0.3	
27528.04	D7 Wilgai	02-Aug-07	Jul-07	Client	1230	160	1.1		2.0	4.0	0.7	
27817.04	D7 Wilgai	01-Sep-07	Aug-07	Client	1030	1205	0.8		2.0	4.0	0.6	
28116.04	D7 Wilgai	30-Sep-07	Sep-07	Client	1125	175	0.5		1.9	4.0	0.3	
28395.04	D7 Wilgai	02-Nov-07	Oct-07	A Papalkar EEL	1640	685	1		1.9	4.0	0.6	
28659.04	D7 Wilgai	01-Dec-07	Nov-07	Client	1320	635	1.8		1.9	4.0	0.9	
28920.04	D7 Wilgai	03-Jan-08	Dec-07	Client	1100	1610	1		1.9	4.0	0.4	
29221.04	D7 Wilgai	02-Feb-08	Jan-08	Client	935	415	0.2		1.8	4.0	0.2	
29522.04	D7 Wilgai	02-Mar-08	Feb-08	Client	1900	1185	2		1.8	4.0	1	
29770.04	D7 Wilgai	02-Apr-08	Mar-08	Client	1630	265	2.9		1.9	4.0	1.5	
30052.04	D7 Wilgai	01-May-08	Apr-08	Client	Not recorded	290	1.7		1.9	4.0	1	
30657.04	D7 Wilgai	02-Jul-08	Jun-08	Client	NO SAMPLE		3.65		1.9	4.0	1.4	No access/gate locked
30899.04	D7 Wilgai	03-Aug-08	Jul-08	Client	NO SAMPLE		3.65		2.0	4.0	1.4	No access/gate locked
31207.04	D7 Wilgai	02-Sep-08	Aug-08	Client	NO SAMPLE		3.65		2.0	4.0	1.4	No access/gate locked
31524.04	D7 Wilgai	02-Oct-08	Sep-08	Client	NO SAMPLE		3.65		2.0	4.0	1.4	No access/gate locked
31772.04	D7 Wilgai	02-Nov-08	Oct-08	Client	1200		3.65		2.1	4.0	1.4	No access - gate locked
32020.04	D7 Wilgai	30-Nov-08	Nov-08	Client	1810	2775	3.65		2.1	4.0	1.4	
32515.04	D7 Wilgai	1-Jan-09	Dec-08	Client	NS		1.5		2.1	4.0	0.35	
32243.07	D7 Wilgai	01-Feb-09	Jan-09	Client	1500	675	1.5		2.1	4.0	0.35	
32860.04	D7 Wilgai	01-Mar-09	Feb-09	Client	N/A		0.2		2.0	4.0	0.1	No Access - Gate locked
2600 1007 - 00	D7 Wilgai	28-Mar-09	Mar-09	Client		<50	0.2		2.0	4.0	0.1	Mining Activity
2600 1017 - 00	D7 Wilgai	3-May-09	Apr-09	Client	N/A		3.2		2.0	4.0	0.2	Locked Gate
2600 1036 - 00	D7 Wilgai	31-May-09	May-09	Client	1830	750	3.2		2.1	4.0	2.3	
2600 1044 - 00	D7 Wilgai	30-Jun-09	Jun-09	Client	1100	700	0.4		2.0	4.0	0.3	Mining
2603 1056 - 00	D7 Wilgai	01-Aug-09	Jul-09	Client	1130	350	0.4		2.0	4.0	0.3	Mining
2600 1066 - 00	D7 Wilgai	30-Aug-09	Aug-09	Client	1240	20	1.6		2.0	4.0	1	Mining
2600 1097 - 00	D7 Wilgai	01-Oct-09	Sep-09	Client	1200	20	14.9		2.2	4.0	12.7	Severe dust storm - 23/9
2600 1127 - 00	D7 Wilgai	31-Oct-09	Oct-09	Client	1315	800	3.1		2.2	4.0	2.6	Grazing, Mining
2600 1204 - 00	D7 Wilgai	30-Nov-09	Nov-09	Client	1145	250	3.2		2.3	4.0	1.6	Grazing, Mining
2600 1204 - 00	D7 Wilgai	04-Jan-10	Dec-09	Client	1145	2500	0.7		2.2	4.0	0.5	Grazing, Mining
2600 1234 - 00	D7 Wilgai	01-Feb-10	Jan-10	Client	1250	250	1.2		2.2	4.0	0.7	Grazing, Mining

Deposited Dust - D7 "Wilgai"

Sample Number	Sample Location	Sample Date	Sample Month	Sampler	Time: (d)	Volume Collected (ml)	Total Insoluble Matter g/m <sup>2</sup> /mth	Reporting Period Average - Total Insoluble Matter	Long Term Average - Total Insoluble Matter	Annual Average Limit	Ash g/m <sup>2</sup> /mth	Comment
2600 1247 - 00	D7 Wilgai	02-Mar-10	Feb-10	Client	1140	2500	1.5		2.2	4.0	1.0	
2600 1260 - 00	D7 Wilgai	03-Apr-10	Mar-10	Client	1315		8.2		2.3	4.0	4.7	Grazing, Mining
2600 1268 - 00	D7 Wilgai	29-Apr-10	Apr-10	Client	1630		0.8		2.3	4.0	0.4	Grazing, Mining
26001277- 704	D7 Wilgai	01-Jun-10	May-10	Client	1530		0.5		2.2	4.0	0.3	Grazing, Mining Activity
26001288-806	D7 Wilgai	03-Jul-10	Jun-10	Client	1530		0.9		2.2	4.0	0.3	Grazing, Mining Activity
26001298-888	D7 Wilgai	02-Aug-10	Jul-10	Client	1610	1500	0.6		2.2	4.0	0.2	Grazing, Mining Activity
26001309-963	D7 Wilgai	30-Aug-10	Aug-10	Client	0900	1200	0.3		2.2	4.0	0.2	Insects
26001319-1070	D7 Wilgai	05-Oct-10	Sep-10	Client	1400		1.1		2.1	4.0	0.5	Insects
2600-1340-16	D7 Wilgai	30-Oct-10	Oct-10	Client	1220		1.9	1.9	2.1	4.0	1.6	
1002976-004	D7 Wilgai	1-Dec-10	Nov-10	Client	1500		1.6	1.7	2.1	4.0	0.8	
1100064-004	D7 Wilgai	1-Jan-11	Dec-10	Client	1350		1.0	1.5	2.1	4.0	0.5	
1100334-004	D7 Wilgai	30-Jan-11	Jan-11	Client	1845		5.4	2.5	2.2	4.0	1.3	
1100550-004	D7 Wilgai	2-Mar-11	Feb-11	Merton Past Co.	1230		1.2	2.2	2.2	4.0	1.0	
EN1100792-004	D7 Wilgai	2-Apr-11	Mar-11	Merton Past Co.	1350		0.9	2.0	2.1	4.0	0.6	
EN1101029-004	D7 Wilgai	1-May-11	Apr-11	Merton Past Co.	1640		0.4	1.8	2.1	4.0	0.4	
EN1101343-004	D7 Wilgai	4-Jun-11	May-11	Merton Past Co.	1310		0.8	1.6	2.1	4.0	0.6	
EN1101701-004	D7 Wilgai	4-Jul-11	Jun-11	Merton Past Co.	1120		0.4	1.5	2.1	4.0	0.2	
EN1101701-004	D7 Wilgai	2-Aug-11	Jul-11	Merton Past Co.	1115		0.5	1.4	2.1	4.0	0.4	
EN1102638-004	D7 Wilgai	3-Sep-11	Aug-11	Merton Past Co.	1005		0.5	1.3	2.0	4.0	0.4	
EN1103080-004	D7 Wilgai	03-Oct-11	Sep-11	Merton Past Co.	1250		1.4	1.3	2.0	4.0	0.8	

The sample collected on 30-Nov-08 was a cumulative sample for a 6 month period. The result has been averaged over those 6 months. The same process has been applied where other samples have been exposed for greater than one month.

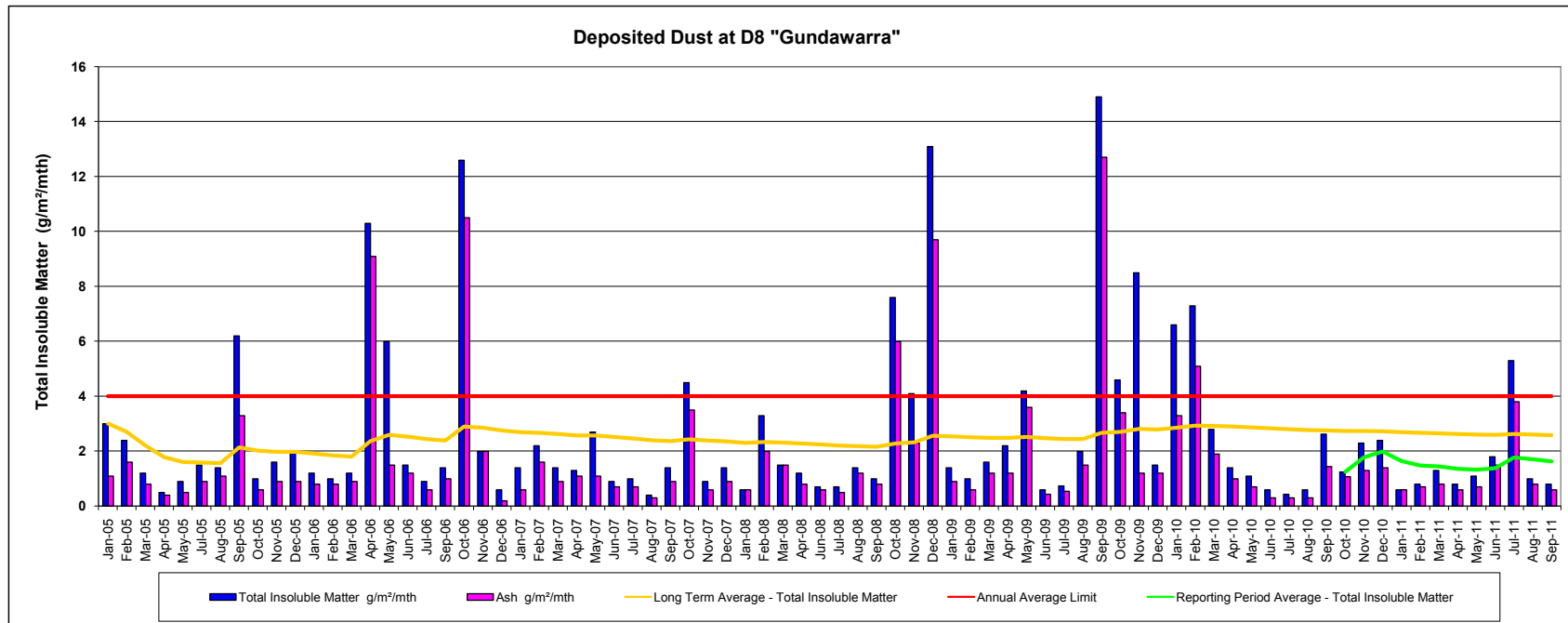


## Deposited Dust - D8 "Gundawarra"

Sample Number	Sample Location	Sample Date	Sample Month	Sampler	Time: (d)	Volume Collected (ml)	Total Insoluble Matter g/m <sup>2</sup> /mth	Reporting Period Average - Total Insoluble Matter	Long Term Average - Total Insoluble Matter	Annual Average Limit	Ash g/m <sup>2</sup> /mth	Comment
19299.05	D8 Gundawarra	10-Feb-05	Jan-05	Client	1245	400	3		3.0	4.0	1.1	
19301.05	D8 Gundawarra	1-Mar-05	Feb-05	Client	1020	430	2.4		2.7	4.0	1.6	
19832.05	D8 Gundawarra	1-Apr-05	Mar-05	Client	1015	<10	1.2		2.2	4.0	0.8	
20228.05	D8 Gundawarra	1-May-05	Apr-05	Client	1050	<10	0.5		1.8	4.0	0.4	
20229.05	D8 Gundawarra	1-Jun-05	May-05	Client	930	260	0.9		1.6	4.0	0.5	
20896.05	D8 Gundawarra	30-Jul-05	Jul-05	Client	945	2750	1.5		1.6	4.0	0.9	
21201.05	D8 Gundawarra	30-Aug-05	Aug-05	Client	1020	265	1.4		1.6	4.0	1.1	
21421.05	D8 Gundawarra	2-Oct-05	Sep-05	Client	Not recorded	1560	6.2		2.1	4.0	3.3	
21667.05	D8 Gundawarra	2-Nov-05	Oct-05	Client	1035	1175	1		2.0	4.0	0.6	
21989.05	D8 Gundawarra	2-Dec-05	Nov-05	Client	1200	2215	1.6		2.0	4.0	0.9	
22565.05	D8 Gundawarra	6-Jan-06	Dec-05	Client	1130	160	2		2.0	4.0	0.9	
22566.05	D8 Gundawarra	3-Feb-06	Jan-06	Client	1030	1435	1.2		1.9	4.0	0.8	
22713.05	D8 Gundawarra	2-Mar-06	Feb-06	Client	1245	523	1		1.8	4.0	0.8	
23205.05	D8 Gundawarra	2-Apr-06	Mar-06	Client	1050	80	1.2		1.8	4.0	0.9	
23292.05	D8 Gundawarra	2-May-06	Apr-06	Client	1230	900	10.3		2.4	4.0	9.1	
23631.05	D8 Gundawarra	2-Jun-06	May-06	Client	830	10	6		2.6	4.0	1.5	
23883.05	D8 Gundawarra	1-Jul-06	Jun-06	Client	1245	715	1.5		2.5	4.0	1.2	
24080.05	D8 Gundawarra	1-Aug-06	Jul-06	Client	1700	1050	0.9		2.4	4.0	0.6	
24691.05	D8 Gundawarra	2-Oct-06	Sep-06	Client	1600	250	1.4		2.4	4.0	1	
24975.05	D8 Gundawarra	3-Nov-06	Oct-06	Client	900	1510	12.6		2.9	4.0	10.5	
25437.05	D8 Gundawarra	2-Dec-06	Nov-06	Client	1740	320	2		2.8	4.0	2	
25538.05	D8 Gundawarra	2-Jan-07	Dec-06	Client	1735	200	0.6		2.7	4.0	0.2	
25841.05	D8 Gundawarra	01-Feb-07	Jan-07	Client	930	220	1.4		2.7	4.0	0.6	
26118.05	D8 Gundawarra	03-Feb-07	Feb-07	Client	1020	1050	2.2		2.7	4.0	1.6	
26425.05	D8 Gundawarra	01-Apr-07	Mar-07	Client	1340	125	1.4		2.6	4.0	0.9	
26628.05	D8 Gundawarra	30-Apr-07	Apr-07	Client	1000	275	1.3		2.6	4.0	1.1	
26957.05	D8 Gundawarra	02-Jun-07	May-07	Client	1520	955	2.7		2.6	4.0	1.1	
27231.05	D8 Gundawarra	02-Jul-07	Jun-07	Client	1625	1025	0.9		2.5	4.0	0.7	
27528.05	D8 Gundawarra	02-Aug-07	Jul-07	Client	1215	230	1		2.5	4.0	0.7	
27817.05	D8 Gundawarra	01-Sep-07	Aug-07	Client	1540	1055	0.4		2.4	4.0	0.3	
28116.05	D8 Gundawarra	30-Sep-07	Sep-07	Client	1115	370	1.4		2.4	4.0	0.9	
28395.05	D8 Gundawarra	02-Nov-07	Oct-07	A Papalkar EEL	1620	665	4.5		2.4	4.0	3.5	
28659.05	D8 Gundawarra	01-Dec-07	Nov-07	Client	1340	775	0.9		2.4	4.0	0.6	
28920.05	D8 Gundawarra	03-Jan-08	Dec-07	Client	1045	2040	1.4		2.4	4.0	0.9	
29221.05	D8 Gundawarra	02-Feb-08	Jan-08	Client	925	1010	0.6		2.3	4.0	0.6	
29522.05	D8 Gundawarra	02-Mar-08	Feb-08	Client	1850	1675	3.3		2.3	4.0	2	
29770.05	D8 Gundawarra	02-Apr-08	Mar-08	Client	1620	255	1.5		2.3	4.0	1.5	
30052.05	D8 Gundawarra	01-May-08	Apr-08	Client	Not recorded	375	1.2		2.3	4.0	0.8	
30657.05	D8 Gundawarra	02-Jul-08	Jun-08	Client	1530	980	0.7		2.2	4.0	0.6	
30899.05	D8 Gundawarra	03-Aug-08	Jul-08	Client	1045	355	0.7		2.2	4.0	0.5	
31207.05	D8 Gundawarra	02-Sep-08	Aug-08	Client	Not recorded	735	1.4		2.2	4.0	1.2	
31524.05	D8 Gundawarra	02-Oct-08	Sep-08	Client	1030	1165	1		2.2	4.0	0.8	
31772.05	D8 Gundawarra	02-Nov-08	Oct-08	Client	1150	780	7.6		2.3	4.0	6	
32020.05	D8 Gundawarra	30-Nov-08	Nov-08	Client	1745	1430	4.1		2.3	4.0	2.3	
32515.05	D8 Gundawarra	01-Jan-09	Dec-08	Client	1730	910	13.1		2.6	4.0	9.7	
32243.08	D8 Gundawarra	01-Feb-09	Jan-09	Client	1515	190	1.4		2.5	4.0	0.9	
32860.05	D8 Gundawarra	01-Mar-09	Feb-09	Client	1700	1300	1		2.5	4.0	0.6	
2600 1007 - 00	D8 Gundawarra	28-Mar-09	Mar-09	Client	1720	<50	1.6		2.5	4.0	1.2	Grazing, Mining
2600 1017 - 00	D8 Gundawarra	3-May-09	Apr-09	Client	1600	<50	2.2		2.5	4.0	1.2	
2600 1036 - 00	D8 Gundawarra	31-May-09	May-09	Client	1530	550	4.2		2.5	4.0	3.6	
2600 1044 - 00	D8 Gundawarra	30-Jun-09	Jun-09	Client	1000	750	0.6		2.5	4.0	0.4	Grazing, Mining
2604 1056 - 00	D8 Gundawarra	01-Aug-09	Jul-09	Client	1610	400	0.7		2.4	4.0	0.5	Grazing, Mining
2600 1066 - 00	D8 Gundawarra	30-Aug-09	Aug-09	Client	1220	20	2		2.4	4.0	1.5	Grazing, Mining
2600 1097 - 00	D8 Gundawarra	01-Oct-09	Sep-09	Client	1230	20	14.9		2.7	4.0	12.7	Severe dust storm - 23/9
2600 1127 - 00	D8 Gundawarra	31-Oct-09	Oct-09	Client	13:30	800	4.6		2.7	4.0	3.4	Mining
2600 1204 - 00	D8 Gundawarra	30-Nov-09	Nov-09	Client	11:30	150	8.5		2.8	4.0	1.2	Mining
2600 1222 - 00	D8 Gundawarra	03-Jan-10	Dec-09	Client	11:20	2500	1.5		2.8	4.0	1.2	Grazing, Mining
2600 1234 - 00	D8 Gundawarra	01-Feb-10	Jan-10	Client	1300	250	6.6		2.8	4.0	3.3	Mining

Deposited Dust - D8 "Gundawarra"

Sample Number	Sample Location	Sample Date	Sample Month	Sampler	Time: (d)	Volume Collected (ml)	Total Insoluble Matter g/m <sup>2</sup> /mth	Reporting Period Average - Total Insoluble Matter	Long Term Average - Total Insoluble Matter	Annual Average Limit	Ash g/m <sup>2</sup> /mth	Comment
2600 1247 - 00	D8 Gundawarra	02-Mar-10	Feb-10	Client	1100	2500	7.3		2.9	4.0	5.1	
2600 1260- 00	D8 Gundawarra	03-Apr-10	Mar-10	Client	1300		2.8		2.9	4.0	1.9	Mining
2600 1268- 00	D8 Gundawarra	29-Apr-10	Apr-10	Client	1610		1.4		2.9	4.0	1.0	Mining
26001277- 704	D8 Gundawarra	01-Jun-10	May-10	Client	1510		1.1		2.9	4.0	0.7	Mining Activity
26001288-806	D8 Gundawarra	03-Jul-10	Jun-10	Client	1425		0.6		2.8	4.0	0.3	Mining Activity
26001298-888	D8 Gundawarra	02-Aug-10	Jul-10	Client	13:40	1500	0.4		2.8	4.0	0.3	Mining Activity
26001309-963	D8 Gundawarra	30-Aug-10	Aug-10	Client	8:50	1200	0.6		2.8	4.0	0.3	Insects
26001319-1070	D8 Gundawarra	05-Oct-10	Sep-10	Client	10:00	na	2.6		2.8	4.0	1.4	Insects
2600-1340-16	D8 Gundawarra	30-Oct-10	Oct-10	Client	12:45		1.2	1.2	2.7	4.0	1.1	
1002976-005	D8 Gundawarra	1-Dec-10	Nov-10	Client	15:00		2.3	1.8	2.7	4.0	1.3	
1100064-005	D8 Gundawarra	1-Jan-11	Dec-10	Client	14:10		2.4	2.0	2.7	4.0	1.4	
1100334-005	D8 Gundawarra	30-Jan-11	Jan-11	Client	17:20		0.6	1.6	2.7	4.0	0.6	
1100550-005	D8 Gundawarra	2-Mar-11	Feb-11	Merton Past Co	12:20		0.8	1.5	2.7	4.0	0.7	
EN1100792-000	D8 Gundawarra	2-Apr-11	Mar-11	Merton Past Co	13:40		1.3	1.4	2.6	4.0	0.8	Insects, Bird droppings, funnel blocked, spider web
EN1101029-000	D8 Gundawarra	1-May-11	Apr-11	Merton Past Co	16:50		0.8	1.3	2.6	4.0	0.6	
EN1101343-000	D8 Gundawarra	4-Jun-11	May-11	Merton Past Co	12:55		1.1	1.3	2.6	4.0	0.7	
EN1101701-000	D8 Gundawarra	4-Jul-11	Jun-11	Merton Past Co	11:30		1.8	1.4	2.6	4.0	1.5	
EN1101701-000	D8 Gundawarra	2-Aug-11	Jul-11	Merton Past Co	11:30		5.3	1.8	2.6	4.0	3.8	
EN1102638-000	D8 Gundawarra	3-Sep-11	Aug-11	Merton Past Co	15:30		1.0	1.7	2.6	4.0	0.8	
EN1103080-000	D8 Gundawarra	03-Oct-11	Sep-11	Merton Past Co	12:30		0.8	1.6	2.6	4.0	0.6	

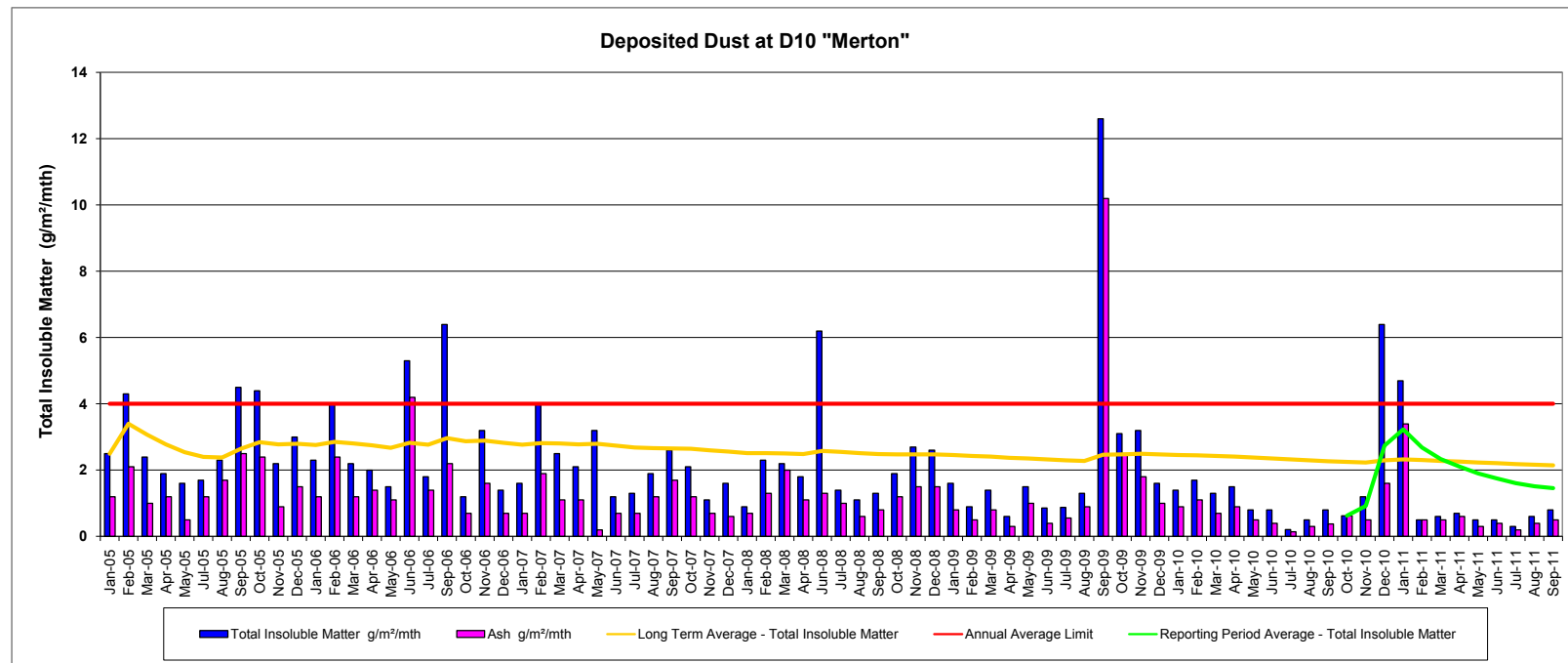


## Deposited Dust - D10 "Merton"

Sample Number	Sample Location	Sample Date	Sample Month	Sampler	Time: (d)	Volume Collected (ml)	Total Insoluble Matter g/m <sup>2</sup> /mth	Reporting Period Average - Total Insoluble Matter	Long Term Average - Total Insoluble Matter	Annual Average Limit	Ash g/m <sup>2</sup> /mth	Comment
19299.06	D10 Merton	10-Feb-05	Jan-05	Client	1130	920	2.5		2.5	4.0	1.2	
19301.06	D10 Merton	1-Mar-05	Feb-05	Client	830	460	4.3		3.4	4.0	2.1	
19832.06	D10 Merton	1-Apr-05	Mar-05	Client	830	210	2.4		3.1	4.0	1	
20228.06	D10 Merton	1-May-05	Apr-05	Client	900	<10	1.9		2.8	4.0	1.2	
20229.06	D10 Merton	1-Jun-05	May-05	Client	815	360	1.6		2.5	4.0	0.5	
20896.06	D10 Merton	30-Jul-05	Jul-05	Client	1145	2750	1.7		2.4	4.0	1.2	
21201.06	D10 Merton	30-Aug-05	Aug-05	Client	920	450	2.3		2.4	4.0	1.7	
21421.06	D10 Merton	2-Oct-05	Sep-05	Client	Not recorded	1540	4.5		2.7	4.0	2.5	
21667.06	D10 Merton	2-Nov-05	Oct-05	Client	916	1125	4.4		2.8	4.0	2.4	
21989.06	D10 Merton	2-Dec-05	Nov-05	Client	900	2100	2.2		2.8	4.0	0.9	
22565.06	D10 Merton	6-Jan-06	Dec-05	Client	1040	1000	3		2.8	4.0	1.5	
22566.06	D10 Merton	3-Feb-06	Jan-06	Client	945	975	2.3		2.8	4.0	1.2	
22713.06	D10 Merton	2-Mar-06	Feb-06	Client	920	950	4		2.9	4.0	2.4	
23205.06	D10 Merton	2-Apr-06	Mar-06	Client	915	140	2.2		2.8	4.0	1.2	
23292.06	D10 Merton	2-May-06	Apr-06	Client	1015	800	2		2.8	4.0	1.4	
23631.06	D10 Merton	2-Jun-06	May-06	Client	715	20	1.5		2.7	4.0	1.1	
23883.06	D10 Merton	1-Jul-06	Jun-06	Client	1145	910	5.3		2.8	4.0	4.2	
24080.06	D10 Merton	1-Aug-06	Jul-06	Client	1600	1400	1.8		2.8	4.0	1.4	
24691.06	D10 Merton	2-Oct-06	Sep-06	Client	840	600	6.4		3.0	4.0	2.2	
24975.06	D10 Merton	3-Nov-06	Oct-06	Client	800	280	1.2		2.9	4.0	0.7	
25437.06	D10 Merton	2-Dec-06	Nov-06	Client	1635	1210	3.2		2.9	4.0	1.6	
25538.06	D10 Merton	2-Jan-07	Dec-06	Client	1700	310	1.4		2.8	4.0	0.7	
25841.06	D10 Merton	01-Feb-07	Jan-07	Client	755	200	1.6		2.8	4.0	0.7	
26118.06	D10 Merton	03-Mar-07	Feb-07	Client	915	1895	4.0		2.8	4.0	1.9	
26425.06	D10 Merton	01-Apr-07	Mar-07	Client	825	85	2.5		2.8	4.0	1.1	
26628.06	D10 Merton	30-Apr-07	Apr-07	Client	938	375	2.1		2.8	4.0	1.1	
26957.06	D10 Merton	02-Jun-07	May-07	Client	1440	1165	3.2		2.8	4.0	0.2	
27231.06	D10 Merton	02-Jul-07	Jun-07	Client	1655	1315	1.2		2.7	4.0	0.7	
27528.06	D10 Merton	02-Aug-07	Jul-07	Client	1035	230	1.3		2.7	4.0	0.7	
27817.06	D10 Merton	01-Sep-07	Aug-07	Client	930	1165	1.9		2.7	4.0	1.2	
28116.06	D10 Merton	30-Sep-07	Sep-07	Client	910	390	2.6		2.7	4.0	1.7	
28395.06	D10 Merton	02-Nov-07	Oct-07	A Papalkar EEL	820	885	2.1		2.6	4.0	1.2	
28659.06	D10 Merton	01-Dec-07	Nov-07	Client	935	1330	1.1		2.6	4.0	0.7	
28920.06	D10 Merton	03-Jan-08	Dec-07	Client	935	1940	1.6		2.6	4.0	0.6	
29221.06	D10 Merton	02-Feb-08	Jan-08	Client	840	2200	0.9		2.5	4.0	0.7	
29522.06	D10 Merton	02-Mar-08	Feb-08	Client	1740	2745	2.3		2.5	4.0	1.3	
29770.06	D10 Merton	02-Apr-08	Mar-08	Client	1555	220	2.2		2.5	4.0	2.0	
30052.06	D10 Merton	01-May-08	Apr-08	Client	1510	315	1.8		2.5	4.0	1.1	
30657.06	D10 Merton	02-Jul-08	Jun-08	Client	1425	1500	6.2		2.6	4.0	1.3	
30899.06	D10 Merton	03-Aug-08	Jul-08	Client	925	485	1.4		2.6	4.0	1.0	
31207.06	D10 Merton	02-Sep-08	Aug-08	Client	Not recorded	780	1.1		2.5	4.0	0.6	
31524.06	D10 Merton	02-Oct-08	Sep-08	Client	920	1410	1.3		2.5	4.0	0.8	
31772.06	D10 Merton	01-Nov-08	Oct-08	Client	1250	1480	1.9		2.5	4.0	1.2	
32020.06	D10 Merton	30-Nov-08	Nov-08	Client	1515	1830	2.7		2.5	4.0	1.5	
32515.06	D10 Merton	01-Jan-09	Dec-08	Client	1010	1360	2.6		2.5	4.0	1.5	
32243.10	D10 Merton	01-Feb-09	Jan-09	Client	1300	520	1.6		2.5	4.0	0.8	
32860.06	D10 Merton	01-Mar-09	Feb-09	Client	1415	1600	0.9		2.4	4.0	0.5	
2600 1007 - 00	D10 Merton	28-Mar-09	Mar-09	Client	1530	50	1.4		2.4	4.0	0.8	Grazing, Mining
2600 1017 - 00	D10 Merton	3-May-09	Apr-09	Client	1315	50	0.6		2.4	4.0	0.3	Grazing, Mining
2600 1036 - 00	D10 Merton	31-May-09	May-09	Client	1130	600	1.5		2.4	4.0	1.0	
2600 1044 - 00	D10 Merton	30-Jun-09	Jun-09	Client	0850	700	0.9		2.3	4.0	0.4	Grazing, Mining
2605 1056 - 00	D10 Merton	01-Aug-09	Jul-09	Client	1420	600	0.9		2.3	4.0	0.6	Grazing, Mining
2600 1066 - 00	D10 Merton	30-Aug-09	Aug-09	Client	1035	25	1.3		2.3	4.0	0.9	Grazing, Mining
2600 1097 - 00	D10 Merton	01-Oct-09	Sep-09	Client	1000	25	12.6		2.5	4.0	10.2	Severe dust storm - 23/9
2600 1127 - 00	D10 Merton	31-Oct-09	Oct-09	Client	1450	650	3.1		2.5	4.0	2.5	Grazing, Mining
2600 1204 - 00	D10 Merton	30-Nov-09	Nov-09	Client	1000	250	3.2		2.5	4.0	1.8	Grazing, Mining
2600 1222 - 00	D10 Merton	03-Jan-10	Dec-09	Client	1020	2500	1.6		2.5	4.0	1.0	Grazing, Mining
2600 1234 - 00	D10 Merton	01-Feb-10	Jan-10	Client	0840	250	1.4		2.5	4.0	0.9	Grazing, Mining

Deposited Dust - D10 "Merton"

Sample Number	Sample Location	Sample Date	Sample Month	Sampler	Time: (d)	Volume Collected (ml)	Total Insoluble Matter g/m <sup>2</sup> /mth	Reporting Period Average - Total Insoluble Matter	Long Term Average - Total Insoluble Matter	Annual Average Limit	Ash g/m <sup>2</sup> /mth	Comment
2600 1247 - 00	D10 Merton	02-Mar-10	Feb-10	Client	1245	2500	1.7		2.4	4.0	1.1	
2600 1260- 00	D10 Merton	03-Apr-10	Mar-10	Client	1640		1.3		2.4	4.0	0.7	Insects, Grazing , Mining
2600 1268- 00	D10 Merton	29-Apr-10	Apr-10	Client	1235		1.5		2.4	4.0	0.9	Grazing, Mining
26001277- 704	D10 Merton	01-Jun-10	May-10	Client	1345		0.8		2.4	4.0	0.5	Grazing, Mining Activity
26001288-806	D10 Merton	03-Jul-10	Jun-10	Client	1315		0.8		2.4	4.0	0.4	Insects, Grazing, Mining Activity
26001298-888	D10 Merton	02-Aug-10	Jul-10	Client	1440	1600	0.2		2.3	4.0	0.1	Grazing, Mining Activity
26001309-963	D10 Merton	30-Aug-10	Aug-10	Client	1540	1200	0.5		2.3	4.0	0.3	
26001319-1070	D10 Merton	05-Oct-10	Sep-10	Client	1300		0.8		2.3	4.0	0.4	Insects, bird droppings
2600-1340-16	D10 Merton	30-Oct-10	Oct-10	Client	1030		0.6	0.6	2.3	4.0	0.6	
1002976-006	D10 Merton	1-Dec-10	Nov-10	Client	1500		1.2	0.9	2.2	4.0	0.5	
1100064-006	D10 Merton	1-Jan-11	Dec-10	Client	1045		6.4	2.7	2.3	4.0	1.6	
1100334-006	D10 Merton	30-Jan-11	Jan-11	Client	1630		4.7	3.2	2.3	4.0	3.4	
1100550-006	D10 Merton	2-Mar-11	Feb-11	Merton Past Co.	1015		0.5	2.7	2.3	4.0	0.5	Some grass from birds
EN1100792-006	D10 Merton	2-Apr-11	Mar-11	Merton Past Co.	1215		0.6	2.3	2.3	4.0	0.5	Insects, spiders nest down funnel
EN1101029-006	D10 Merton	1-May-11	Apr-11	Merton Past Co.	1525		0.7	2.1	2.3	4.0	0.6	
EN1101343-006	D10 Merton	4-Jun-11	May-11	Merton Past Co.	1200		0.5	1.9	2.2	4.0	0.3	
EN1101701-006	D10 Merton	4-Jul-11	Jun-11	Merton Past Co.	1025		0.5	1.7	2.2	4.0	0.4	
EN1101701-006	D10 Merton	2-Aug-11	Jul-11	Merton Past Co.	0945		0.3	1.6	2.2	4.0	0.2	
EN1102638-006	D10 Merton	3-Sep-11	Aug-11	Merton Past Co.	0920		0.6	1.5	2.2	4.0	0.4	
EN1103080-006	D10 Merton	03-Oct-11	Sep-11	Merton Past Co.	1115		0.8	1.5	2.1	4.0	0.5	

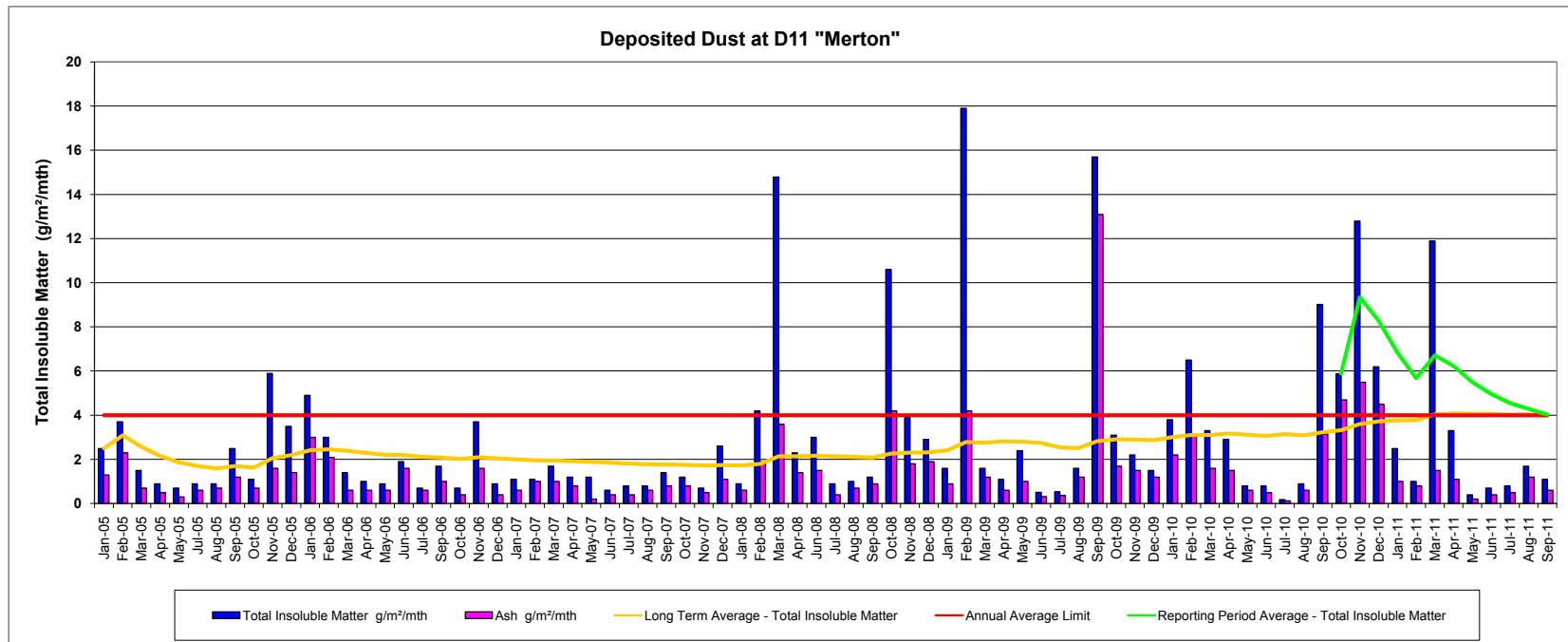


## Deposited Dust - D11 "Merton"

Sample Number	Sample Location	Sample Date	Sample Month	Sampler	Time: (d)	Volume Collected (ml)	Total Insoluble Matter g/m <sup>2</sup> /mth	Reporting Period Average - Total Insoluble Matter	Long Term Average - Total Insoluble Matter	Annual Average Limit	Ash g/m <sup>2</sup> /mth	Comment
19299.07	D11 Merton	10-Feb-05	Jan-05	Client	1030	490	2.5		2.5	4.0	1.3	
19301.07	D11 Merton	1-Mar-05	Feb-05	Client	815	70	3.7		3.1	4.0	2.3	
19832.07	D11 Merton	1-Apr-05	Mar-05	Client	845	50	1.5		2.6	4.0	0.7	
20228.07	D11 Merton	1-May-05	Apr-05	Client	830	<10	0.9		2.2	4.0	0.5	
20229.07	D11 Merton	1-Jun-05	May-05	Client	830	195	0.7		1.9	4.0	0.3	
20896.07	D11 Merton	30-Jul-05	Jul-05	Client	1200	2750	0.9		1.7	4.0	0.6	
21201.07	D11 Merton	30-Aug-05	Aug-05	Client	930	300	0.9		1.6	4.0	0.7	
21421.07	D11 Merton	2-Oct-05	Sep-05	Client	Not recorded	1450	2.5		1.7	4.0	1.2	
21667.07	D11 Merton	2-Nov-05	Oct-05	Client	910	1000	1.1		1.6	4.0	0.7	
21989.07	D11 Merton	2-Dec-05	Nov-05	Client	925	1640	5.9		2.1	4.0	1.6	
22565.07	D11 Merton	6-Jan-06	Dec-05	Client	1020	70	3.5		2.2	4.0	1.4	
22566.07	D11 Merton	3-Feb-06	Jan-06	Client	920	825	4.9		2.4	4.0	3	
22713.07	D11 Merton	2-Mar-06	Feb-06	Client	940	770	3		2.5	4.0	2.1	
23205.07	D11 Merton	2-Apr-06	Mar-06	Client	930	100	1.4		2.4	4.0	0.6	
23292.07	D11 Merton	2-May-06	Apr-06	Client	1030	625	1		2.3	4.0	0.6	
23631.07	D11 Merton	2-Jun-06	May-06	Client	730	20	0.9		2.2	4.0	0.6	
23883.07	D11 Merton	1-Jul-06	Jun-06	Client	1200	760	1.9		2.2	4.0	1.6	
24080.07	D11 Merton	1-Aug-06	Jul-06	Client	1615	1120	0.7		2.1	4.0	0.6	
24691.07	D11 Merton	2-Oct-06	Sep-06	Client	850	200	1.7		2.1	4.0	1	
24975.07	D11 Merton	3-Nov-06	Oct-06	Client	810	180	0.7		2.0	4.0	0.4	
25437.07	D11 Merton	2-Dec-06	Nov-06	Client	1655	650	3.7		2.1	4.0	1.6	
25538.07	D11 Merton	2-Jan-07	Dec-06	Client	1645	250	0.9		2.0	4.0	0.4	
25841.07	D11 Merton	01-Feb-07	Jan-07	Client	820	90	1.1		2.0	4.0	0.6	
26118.07	D11 Merton	03-Mar-07	Feb-07	Client	950	1450	1.1		2.0	4.0	1.0	
26425.07	D11 Merton	01-Apr-07	Mar-07	Client	745	295	1.7		2.0	4.0	1.0	
26628.07	D11 Merton	30-Apr-07	Apr-07	Client	900	475	1.2		1.9	4.0	0.8	
26957.07	D11 Merton	02-Jun-07	May-07	Client	1410	825	1.2		1.9	4.0	0.2	
27231.07	D11 Merton	02-Jul-07	Jun-07	Client	1635	1285	0.6		1.9	4.0	0.4	
27528.07	D11 Merton	02-Aug-07	Jul-07	Client	1045	95	0.8		1.8	4.0	0.4	
27817.07	D11 Merton	01-Sep-07	Aug-07	Client	940	1050	0.8		1.8	4.0	0.6	
28116.07	D11 Merton	30-Sep-07	Sep-07	Client	840	250	1.4		1.8	4.0	0.8	
28395.07	D11 Merton	02-Nov-07	Oct-07	A Papalkar EEL	830	850	1.2		1.8	4.0	0.8	
28659.07	D11 Merton	01-Dec-07	Nov-07	Client	915	680	0.7		1.7	4.0	0.5	
28920.07	D11 Merton	03-Jan-08	Dec-07	Client	915	1580	2.6		1.7	4.0	1.1	
29221.07	D11 Merton	02-Feb-08	Jan-08	Client	915	2055	0.9		1.7	4.0	0.6	
29522.07	D11 Merton	02-Mar-08	Feb-08	Client	1710	2400	4.2		1.8	4.0	1.9	
29770.07	D11 Merton	02-Apr-08	Mar-08	Client	1520	280	14.8		2.1	4.0	3.6	
30052.07	D11 Merton	01-May-08	Apr-08	Client	1430	545	2.3		2.1	4.0	1.4	
30657.07	D11 Merton	02-Jul-08	Jun-08	Client	1435	1130	3		2.2	4.0	1.5	
30899.07	D11 Merton	03-Aug-08	Jul-08	Client	915	495	0.9		2.1	4.0	0.4	*TIM was actually <0.9 and Ash <0.4
31207.07	D11 Merton	02-Sep-08	Aug-08	Client	Not recorded	755	1		2.1	4.0	0.7	
31524.07	D11 Merton	02-Oct-08	Sep-08	Client	1000	1395	1.2		2.1	4.0	0.9	
31772.07	D11 Merton	01-Nov-08	Oct-08	Client	1410	1145	10.6		2.3	4.0	4.2	
32020.07	D11 Merton	30-Nov-08	Nov-08	Client	1550	1590	3.9		2.3	4.0	1.8	
32515.07	D11 Merton	01-Jan-09	Dec-08	Client	1100	1615	2.9		2.3	4.0	1.9	
32243.11	D11 Merton	01-Feb-09	Jan-09	Client	1425	555	1.6		2.4	4.0	0.9	
32860.07	D11 Merton	01-Mar-09	Feb-09	Client	1445	1380	17.9		2.8	4.0	4.2	
2600 1007 - 00	D11 Merton	29-Mar-09	Mar-09	Client	1555	50	1.6		2.8	4.0	1.2	Grazing, Mining
2600 1017 - 00	D11 Merton	3-May-09	Apr-09	Client	1245	50	1.1		2.8	4.0	0.6	Grazing, Mining
2600 1036 - 00	D11 Merton	31-May-09	May-09	Client	1120	650	2.4		2.8	4.0	1	
2600 1044 - 00	D11 Merton	30-Jun-09	Jun-09	Client	0800	800	0.5		2.7	4.0	0.3	Grazing, Mining
2606 1056 - 00	D11 Merton	01-Aug-09	Jul-09	Client	1445	650	0.5		2.5	4.0	0.4	Grazing, Mining
2600 1066 - 00	D11 Merton	30-Aug-09	Aug-09	Client	1100	20	1.6		2.5	4.0	1.2	Grazing, Mining
2600 1097 - 00	D11 Merton	01-Oct-09	Sep-09	Client	0920	20	15.7		2.8	4.0	13.1	Severe dust storm - 23/9
2600 1127 - 00	D11 Merton	31-Oct-09	Oct-09	Client	1420	750	3.1		2.9	4.0	1.7	Grazing, Mining
2600 1204 - 00	D11 Merton	30-Nov-09	Nov-09	Client	0935	250	2.2		2.9	4.0	1.5	Grazing, Mining
2600 1222 - 00	D11 Merton	03-Jan-10	Dec-09	Client	1040	2500	1.5		2.9	4.0	1.2	Grazing, Mining
2600 1234 - 00	D11 Merton	01-Feb-10	Jan-10	Client	0830	250	3.8		3.0	4.0	2.2	Grazing, Mining

Deposited Dust - D11 "Merton"

Sample Number	Sample Location	Sample Date	Sample Month	Sampler	Time: (d)	Volume Collected (ml)	Total Insoluble Matter g/m <sup>2</sup> /mth	Reporting Period Average - Total Insoluble Matter	Long Term Average - Total Insoluble Matter	Annual Average Limit	Ash g/m <sup>2</sup> /mth	Comment
2600 1247 - 00	D11 Merton	02-Mar-10	Feb-10	Client	1345	2500	6.5		3.1	4.0	3.1	
2600 1260 - 00	D11 Merton	03-Apr-10	Mar-10	Client	1745		3.3		3.1	4.0	1.6	Geazing Mining
2600 1268 - 00	D11 Merton	29-Apr-10	Apr-10	Client	1310		2.9		3.2	4.0	1.5	Grazing, Mining
26001277- 704	D11 Merton	01-Jun-10	May-10	Client	1325		0.8		3.1	4.0	0.6	Grazing, Mining Activity
26001288-806	D11 Merton	03-Jul-10	Jun-10	Client	1245		0.8		3.1	4.0	0.5	Grazing, Mining Activity
26001298-888	D11 Merton	02-Aug-10	Jul-10	Client	1515	700	0.2		3.1	4.0	0.1	Grazing, Mining Activity
26001309-963	D11 Merton	30-Aug-10	Aug-10	Client	1530	1000	0.9		3.1	4.0	0.6	
26001319-1070	D11 Merton	05-Oct-10	Sep-10	Client	1225		9.0		3.2	4.0	3.2	Insects
2600-1340-16	D11 Merton	30-Oct-10	Oct-10	Client	1000		5.9	5.9	3.3	4.0	4.7	
1002976-007	D11 Merton	1-Dec-10	Nov-10	Client	1500		12.8	9.3	3.6	4.0	5.5	
1100064-007	D11 Merton	1-Jan-11	Dec-10	Client	1005		6.2	8.3	3.7	4.0	4.5	
1100334-007	D11 Merton	30-Jan-11	Jan-11	Client	1600		2.5	6.8	3.8	4.0	1.0	
1100550-007	D11 Merton	2-Mar-11	Feb-11	Merton Past Co.	1050		1.0	5.7	3.8	4.0	0.8	
EN1100792-007	D11 Merton	2-Apr-11	Mar-11	Merton Past Co.	1155		11.9	6.7	4.0	4.0	1.5	
EN1101029-007	D11 Merton	1-May-11	Apr-11	Merton Past Co.	1445		3.3	6.2	4.1	4.0	1.1	Bird Droppings - funnel blocked totally
EN1101343-007	D11 Merton	4-Jun-11	May-11	Merton Past Co.	1125		0.4	5.5	4.1	4.0	0.2	
EN1101701-007	D11 Merton	4-Jul-11	Jun-11	Merton Past Co.	0950		0.7	5.0	4.1	4.0	0.4	
EN1101701-007	D11 Merton	2-Aug-11	Jul-11	Merton Past Co.	0910		0.8	4.5	4.0	4.0	0.5	
EN1102638-007	D11 Merton	3-Sep-11	Aug-11	Merton Past Co.	0900		1.7	4.3	4.0	4.0	1.2	
EN1103080-007	D11 Merton	03-Oct-11	Sep-11	Merton Past Co.	1040		1.1	4.0	4.0	4.0	0.6	

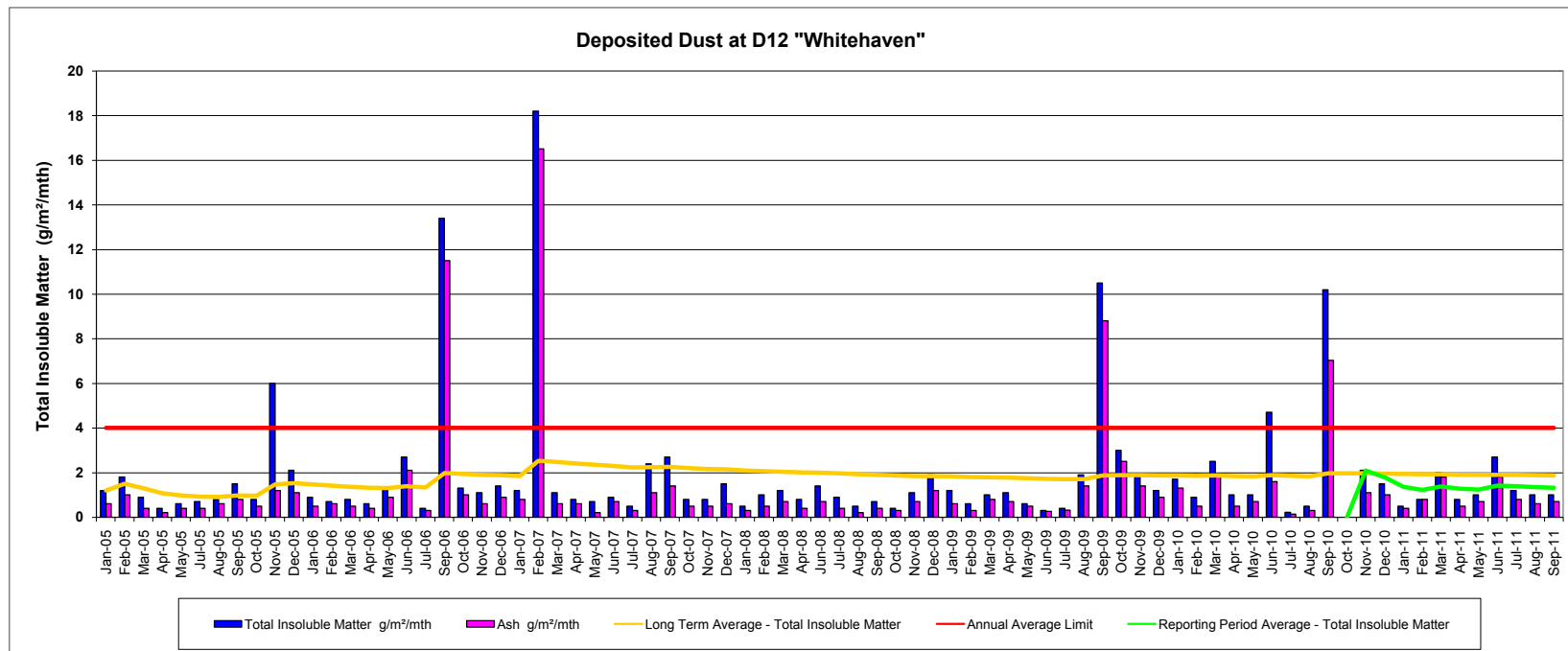


## Deposited Dust - D12 "Whitehaven"

Sample Number	Sample Location	Sample Date	Sample Month	Sampler	Time: (d)	Volume Collected (ml)	Total Insoluble Matter g/m <sup>2</sup> /mth	Reporting Period Average - Total Insoluble Matter	Long Term Average - Total Insoluble Matter	Annual Average Limit	Ash g/m <sup>2</sup> /mth	Comment
19299.08	D12 Whitehaven	10-Feb-05	Jan-05	Client	1230	1100	1.2		1.2	4.0	0.6	
19301.08	D12 Whitehaven	1-Mar-05	Feb-05	Client	1000	440	1.8		1.5	4.0	1	
19832.08	D12 Whitehaven	1-Apr-05	Mar-05	Client	950	220	0.9		1.3	4.0	0.4	
20228.08	D12 Whitehaven	1-May-05	Apr-05	Client	1030	<10	0.4		1.1	4.0	0.2	
20229.08	D12 Whitehaven	1-Jun-05	May-05	Client	915	295	0.6		1.0	4.0	0.4	
20896.08	D12 Whitehaven	30-Jul-05	Jul-05	Client	1330	2750	0.7		0.9	4.0	0.4	
21201.08	D12 Whitehaven	30-Aug-05	Aug-05	Client	1020	400	0.8		0.9	4.0	0.6	
21421.08	D12 Whitehaven	2-Oct-05	Sep-05	Client	Not recorded	1660	1.5		1.0	4.0	0.8	
21667.08	D12 Whitehaven	2-Nov-05	Oct-05	Client	945	1250	0.8		1.0	4.0	0.5	
21989.08	D12 Whitehaven	2-Dec-05	Nov-05	Client	1100	2100	6		1.5	4.0	1.2	
22565.08	D12 Whitehaven	6-Jan-06	Dec-05	Client	1145	25	2.1		1.5	4.0	1.1	
22566.08	D12 Whitehaven	3-Feb-06	Jan-06	Client	1020	875	0.9		1.5	4.0	0.5	
22713.08	D12 Whitehaven	2-Mar-06	Feb-06	Client	1300	1175	0.7		1.4	4.0	0.6	
23205.08	D12 Whitehaven	2-Apr-06	Mar-06	Client	1030	200	0.8		1.4	4.0	0.5	
23292.08	D12 Whitehaven	2-May-06	Apr-06	Client	730	725	0.6		1.3	4.0	0.4	
23631.08	D12 Whitehaven	2-Jun-06	May-06	Client	845	10	1.3		1.3	4.0	0.9	
23883.08	D12 Whitehaven	1-Jul-06	Jun-06	Client	1030	865	2.7		1.4	4.0	2.1	
24080.08	D12 Whitehaven	1-Aug-06	Jul-06	Client	1740	1130	0.4		1.3	4.0	0.3	
24691.08	D12 Whitehaven	2-Oct-06	Sep-06	Client	1120	200	13.4		2.0	4.0	11.5	
24975.08	D12 Whitehaven	3-Nov-06	Oct-06	Client	1715	1335	1.3		1.9	4.0	1	
25437.08	D12 Whitehaven	2-Dec-06	Nov-06	Client	1725	275	1.1		1.9	4.0	0.6	
25538.08	D12 Whitehaven	2-Jan-07	Dec-06	Client	1740	110	1.4		1.9	4.0	0.9	
25841.08	D12 Whitehaven	01-Feb-07	Jan-07	Client	900	30	1.2		1.9	4.0	0.8	
26118.08	D12 Whitehaven	03-Mar-07	Feb-07	Client	1045	1715	18.2		2.5	4.0	16.5	
26425.08	D12 Whitehaven	01-Apr-07	Mar-07	Client	1430	200	1.1		2.5	4.0	0.6	
26628.08	D12 Whitehaven	30-Apr-07	Apr-07	Client	1030	250	0.8		2.4	4.0	0.6	
26957.08	D12 Whitehaven	02-Jun-07	May-07	Client	1510	900	0.7		2.3	4.0	0.2	
27231.08	D12 Whitehaven	02-Jul-07	Jun-07	Client	1610	1260	0.9		2.3	4.0	0.7	
27528.08	D12 Whitehaven	02-Aug-07	Jul-07	Client	1400	155	0.5		2.2	4.0	0.3	
27817.08	D12 Whitehaven	01-Sep-07	Aug-07	Client	1520	1065	2.4		2.2	4.0	1.1	
28116.08	D12 Whitehaven	30-Sep-07	Sep-07	Client	1150	150	2.7		2.3	4.0	1.4	
28395.08	D12 Whitehaven	02-Nov-07	Oct-07	A Papalkar EEL	1700	570	0.8		2.2	4.0	0.5	
28659.08	D12 Whitehaven	01-Dec-07	Nov-07	Client	1300	920	0.8		2.2	4.0	0.5	
28920.08	D12 Whitehaven	03-Jan-08	Dec-07	Client	1130	1470	1.5		2.1	4.0	0.6	
29221.08	D12 Whitehaven	02-Feb-08	Jan-08	Client	800	2500	0.5		2.1	4.0	0.3	
29522.08	D12 Whitehaven	02-Mar-08	Feb-08	Client	1840	1695	1		2.1	4.0	0.5	
29770.08	D12 Whitehaven	02-Apr-08	Mar-08	Client	1800	260	1.2		2.0	4.0	0.7	
30052.08	D12 Whitehaven	01-May-08	Apr-08	Client	Not recorded	230	0.8		2.0	4.0	0.4	
30657.08	D12 Whitehaven	01-Jul-08	Jun-08	Client	1550	1100	1.4		2.0	4.0	0.7	
30899.08	D12 Whitehaven	03-Aug-08	Jul-08	Client	1020	375	0.9		2.0	4.0	0.4	*TIM was actually <0.9 and Ash <0.4
31207.08	D12 Whitehaven	02-Sep-08	Aug-08	Client	Not recorded	675	0.5		1.9	4.0	0.2	
31524.08	D12 Whitehaven	02-Oct-08	Sep-08	Client	1500	1435	0.7		1.9	4.0	0.4	
31772.08	D12 Whitehaven	02-Nov-08	Oct-08	Client	1230	1095	0.4		1.9	4.0	0.3	
32020.08	D12 Whitehaven	30-Nov-08	Nov-08	Client	1630	1675	1.1		1.9	4.0	0.7	
32515.08	D12 Whitehaven	01-Jan-09	Dec-08	Client	1750	1170	1.9		1.9	4.0	1.2	
32243.12	D12 Whitehaven	01-Feb-09	Jan-09	Client	1535	375	1.2		1.8	4.0	0.6	
32860.08	D12 Whitehaven	01-Mar-09	Feb-09	Client	1615	1700	0.6		1.8	4.0	0.3	
2600 1007 - 00	D12 Whitehaven	29-Mar-09	Mar-09	Client	1740	<50	1		1.8	4.0	0.8	
2600 1017 - 00	D12 Whitehaven	3-May-09	Apr-09	Client	1620	<50	1.1		1.8	4.0	0.7	Grazing, Mining
2600 1036 - 00	D12 Whitehaven	31-May-09	May-09	Client	1550	600	0.6		1.8	4.0	0.5	
2600 1044 - 00	D12 Whitehaven	30-Jun-09	Jun-09	Client	0945	800	0.3		1.7	4.0	0.3	Farming, Mining
2607 1056 - 00	D12 Whitehaven	01-Aug-09	Jul-09	Client	1630	550	0.4		1.7	4.0	0.3	Farming, Mining
2600 1066 - 00	D12 Whitehaven	30-Aug-09	Aug-09	Client	1345	20	1.9		1.7	4.0	1.4	Farming, Mining
2600 1097 - 00	D12 Whitehaven	01-Oct-09	Sep-09	Client	1300	20	10.5		1.9	4.0	8.8	Severe dust storm - 23/9
2600 1127 - 00	D12 Whitehaven	31-Oct-09	Oct-09	Client	13:45	900	3.0		1.9	4.0	2.5	Grazing, Mining
2600 1204 - 00	D12 Whitehaven	30-Nov-09	Nov-09	Client	0800	200	1.8		1.9	4.0	1.4	Farming, Grazing, Mining
2600 1222 - 00	D12 Whitehaven	04-Jan-10	Dec-09	Client	1400	2500	1.2		1.9	4.0	0.9	Mining
2600 1234 - 00	D12 Whitehaven	01-Feb-10	Jan-10	Client	1100	250	1.7		1.9	4.0	1.3	Farming, Mining

Deposited Dust - D12 "Whitehaven"

Sample Number	Sample Location	Sample Date	Sample Month	Sampler	Time: (d)	Volume Collected (ml)	Total Insoluble Matter g/m <sup>2</sup> /mth	Reporting Period Average - Total Insoluble Matter	Long Term Average - Total Insoluble Matter	Annual Average Limit	Ash g/m <sup>2</sup> /mth	Comment
2600 1247-00	D12 Whitehaven	02-Mar-10	Feb-10	Client	1230	2500	0.9		1.9	4.0	0.5	
2600 1260-00	D12 Whitehaven	03-Apr-10	Mar-10	Client	1345		2.5		1.9	4.0	1.9	Farming, Grazing, Mining
2600 1268-00	D12 Whitehaven	29-Apr-10	Apr-10	Client	1645		1.0		1.9	4.0	0.5	Farming, Mining
26001277-704	D12 Whitehaven	01-Jun-10	May-10	Client	1450		1.0		1.8	4.0	0.7	Farming, Grazing, Mining Activity
26001288-806	D12 Whitehaven	03-Jul-10	Jun-10	Client	1410		4.7		1.9	4.0	1.6	Grazing, Mining Activity
26001298-888	D12 Whitehaven	02-Aug-10	Jul-10	Client	1355	1500	0.2		1.9	4.0	0.1	Grazing, Mining Activity
26001309-963	D12 Whitehaven	30-Aug-10	Aug-10	Client	1010	1000	0.5		1.8	4.0	0.3	Insects
26001319-1070	D12 Whitehaven	05-Oct-10	Sep-10	Client	1345		10.2		2.0	4.0	7.0	Insects
2600-1340-16	D12 Whitehaven	30-Oct-10	Oct-10	Client	-			0.0	2.0	4.0		Bottle not supplied
1002976-008	D12 Whitehaven	1-Dec-10	Nov-10	Client	1500		2.1	2.1	2.0	4.0	1.1	
1100064-008	D12 Whitehaven	1-Jan-11	Dec-10	Client	1430		1.5	1.8	2.0	4.0	1.0	
1100334-008	D12 Whitehaven	30-Jan-11	Jan-11	Client	1810		0.5	1.4	1.9	4.0	0.4	Insects, Funnel blocked-spider
1100550-008	D12 Whitehaven	2-Mar-11	Feb-11	Merton Past Co.	1205		0.8	1.2	1.9	4.0	0.8	
EN1100792-008	D12 Whitehaven	2-Apr-11	Mar-11	Merton Past Co.	1500		2.0	1.4	1.9	4.0	1.8	
EN1101029-008	D12 Whitehaven	1-May-11	Apr-11	Merton Past Co.	1710		0.8	1.3	1.9	4.0	0.5	
EN1101343-008	D12 Whitehaven	4-Jun-11	May-11	Merton Past Co.	1710		1.0	1.2	1.9	4.0	0.7	
EN1101701-008	D12 Whitehaven	4-Jul-11	Jun-11	Merton Past Co.	1205		2.7	1.4	1.9	4.0	1.8	
EN1101701-008	D12 Whitehaven	2-Aug-11	Jul-11	Merton Past Co.	1210		1.2	1.4	1.9	4.0	0.8	
EN1102638-008	D12 Whitehaven	3-Sep-11	Aug-11	Merton Past Co.	1605		1.0	1.4	1.9	4.0	0.6	
EN1103080-008	D12 Whitehaven	03-Oct-11	Sep-11	Merton Past Co.	1205		1.0	1.3	1.9	4.0	0.7	



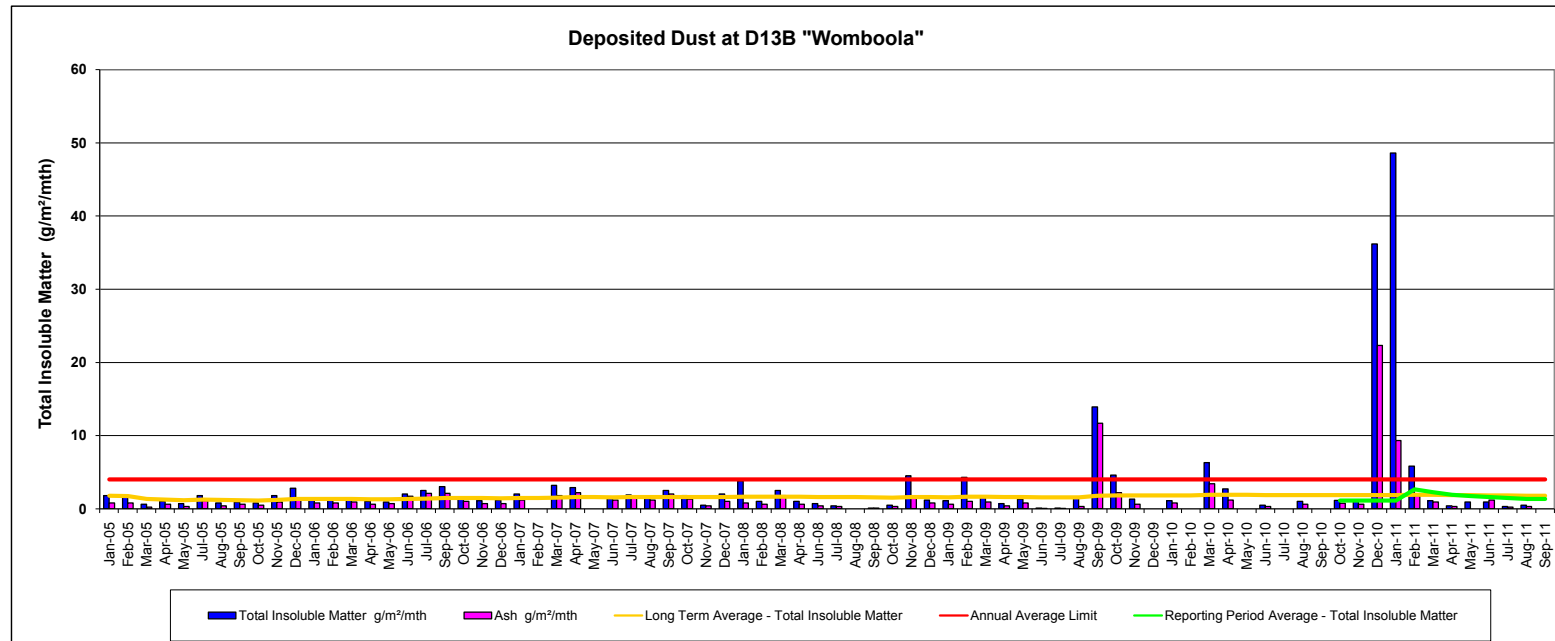
## Deposited Dust - D13B "Womboola"

Sample Number	Sample Location	Sample Date	Sample Month	Sampler	Time: (d)	Volume Collected (ml)	Total Insoluble Matter g/m <sup>2</sup> /mth	Reporting Period Average - Total Insoluble Matter	Long Term Average - Total Insoluble Matter	Annual Average Limit	Ash g/m <sup>2</sup> /mth	Comment
19299.09	D13 Womboola	10-Feb-05	Jan-05	Client	1350	1420	1.8		1.8	4.0	0.8	
19301.09	D13 Womboola	1-Mar-05	Feb-05	Client	1245	595	1.7		1.8	4.0	0.8	
19832.09	D13 Womboola	1-Apr-05	Mar-05	Client	1115	160	0.6		1.4	4.0	0.2	
20228.09	D13A Womboola	1-May-05	Apr-05	Client	1130	15	1		1.3	4.0	0.6	
20229.09	D13A Womboola	1-Jun-05	May-05	Client	1020	380	0.7		1.2	4.0	0.3	
20896.09	D13A Womboola	30-Jul-05	Jul-05	Client	1040	2750	1.8		1.3	4.0	1.1	
21201.09	D13A Womboola	30-Aug-05	Aug-05	Client	1100	550	0.8		1.2	4.0	0.4	
21421.09	D13A Womboola	2-Oct-05	Sep-05	Client	Not recorded	1850	0.9		1.2	4.0	0.6	
21667.09	D13A Womboola	2-Nov-05	Oct-05	Client	1010	1400	0.8		1.1	4.0	0.5	
21989.09	D13A Womboola	2-Dec-05	Nov-05	Client	1145	2400	1.8		1.2	4.0	0.9	
22565.09	D13A Womboola	6-Jan-06	Dec-05	Client	900	1000	2.8		1.3	4.0	1.3	
22566.09	D13A Womboola	3-Feb-06	Jan-06	Client	1100	600	1.5		1.4	4.0	0.8	
22713.09	D13A Womboola	2-Mar-06	Feb-06	Client	1530	1275	1.3		1.3	4.0	0.8	
23205.09	D13A Womboola	2-Apr-06	Mar-06	Client	1200	225	1.2		1.3	4.0	0.9	
23292.09	D13A Womboola	2-May-06	Apr-06	Client	1130	900	1		1.3	4.0	0.6	
23631.09	D13A Womboola	2-Jun-06	May-06	Client	1130	25	0.9		1.3	4.0	0.7	
23883.09	D13A Womboola	1-Jul-06	Jun-06	Client	1315	850	2		1.3	4.0	1.7	
24080.09	D13A Womboola	1-Aug-06	Jul-06	Client	900	1225	2.5		1.4	4.0	2.1	
24691.09	D13A Womboola	2-Oct-06	Sep-06	Client	1045	500	3		1.5	4.0	2.1	
24975.09	D13A Womboola	3-Nov-06	Oct-06	Client	1740	1150	1.4		1.5	4.0	1	
25437.09	D13A Womboola	2-Dec-06	Nov-06	Client	1820	230	1.1		1.5	4.0	0.7	
25538.09	D13A Womboola	2-Jan-07	Dec-06	Client	1815	480	1.2		1.4	4.0	0.7	
25841.09	D13A Womboola	01-Feb-07	Jan-07	Client	1130	200	2.0		1.5	4.0	1.2	
26118.09	D13A Womboola	03-Mar-07	Feb-07	Client					1.5	4.0		No Access
26425.09	D13B Wilga	01-Apr-07	Mar-07	Client	855	1050	3.2		1.5	4.0	1.8	
26628.09	D13B Wilga	30-Apr-07	Apr-07	Client	1345	295	2.9		1.6	4.0	2.2	
26957.09	D13B Wilga	02-Jun-07	May-07	Client					1.6	4.0		No Access
27231.09	D13B Wilga	02-Jul-07	Jun-07	Client	930	2070	1.4		1.6	4.0	1.2	
27528.09	D13B Wilga	02-Aug-07	Jul-07	Client	1300	195	1.9		1.6	4.0	1.5	
27817.09	D13B Wilga	01-Sep-07	Aug-07	Client	1120	1365	1.4		1.6	4.0	1.2	
28116.09	D13B Wilga	30-Sep-07	Sep-07	Client	1045	200	2.5		1.6	4.0	2.0	
28395.09	D13B Womboola	02-Nov-07	Oct-07	A Papalkar EEL	1545	985	1.8		1.6	4.0	1.3	
28659.09	D13B Womboola	01-Dec-07	Nov-07	Client	1140	1315	0.5		1.6	4.0	0.4	
28920.09	D13B Womboola	03-Jan-08	Dec-07	Client	1215	1945	2.0		1.6	4.0	1.0	
29221.09	D13B Womboola	02-Feb-08	Jan-08	Client	1130	2485	3.8		1.7	4.0	0.8	
29522.09	D13B Womboola	02-Mar-08	Feb-08	Client	1810	1900	1.0		1.7	4.0	0.6	
29770.09	D13B Womboola	02-Apr-08	Mar-08	Client	1645	245	2.5		1.7	4.0	1.8	
30052.09	D13B Womboola	01-May-08	Apr-08	Client	Not recorded	420	1.0		1.7	4.0	0.6	
30657.09	D13B Womboola	01-Jul-08	Jun-08	Client	1300	1270	0.7		1.6	4.0	0.4	
30899.09	D13B Womboola	03-Aug-08	Jul-08	Client	1620	455	0.4		1.6	4.0	0.3	
31207.09	D13B Womboola	02-Sep-08	Aug-08	Client	Not recorded				1.6	4.0		No Access
31524.09	D13B Womboola	02-Oct-08	Sep-08	Client	1630	30	0.1		1.6	4.0	0.1	
31772.09	D13B Womboola	02-Nov-08	Oct-08	Client	1020	600	0.5		1.5	4.0	0.3	
32020.09	D13B Womboola	30-Nov-08	Nov-08	Client	1745	1780	4.5		1.6	4.0	1.7	
32515.09	D13B Womboola	01-Jan-09	Dec-08	Client	0920	1410	1.2		1.6	4.0	0.8	
32243.13B	D13B Womboola	01-Feb-09	Jan-09	Client	1335	280	1.1		1.6	4.0	0.6	
32860.09	D13B Womboola	01-Mar-09	Feb-09	Client	1525	1450	4.3		1.6	4.0	1.0	
2600 1007 - 00	D13B Womboola	29-Mar-09	Mar-09	Client	1640	50	1.6		1.6	4.0	0.9	Grazing, Mining
2600 1017 - 00	D13B Womboola	3-May-09	Apr-09	Client	1340	50	0.7		1.6	4.0	0.4	Mining Activity
2600 1036 - 00	D13B Womboola	31-May-09	May-09	Client	1350	600	1.3		1.6	4.0	0.8	
2600 1044 - 00	D13B Womboola	30-Jun-09	Jun-09	Client			0.1		1.6	4.0	0.1	Too wet to sample
2608 1056 - 00	D13B Womboola	01-Aug-09	Jul-09	Client	1525	600	0.1		1.6	4.0	0.1	
2600 1066 - 00	D13B Womboola	30-Aug-09	Aug-09	Client	1150	25	1.6		1.6	4.0	0.3	Farming, Grazing, Mining
2600 1097 - 00	D13B Womboola	01-Oct-09	Sep-09	Client	1045	25	13.9		1.8	4.0	11.7	Severe dust storm - 23/9
2600 1127 - 00	D13B Womboola	31-Oct-09	Oct-09	Client	1730	900	4.6		1.9	4.0	2.2	Grazing, Mining
2600 1204 - 00	D13B Womboola	30-Nov-09	Nov-09	Client	0900	200	1.3		1.8	4.0	0.6	Grazing, Mining
2600 1222 - 00	D13B Womboola	Too wet	Dec-09	Client					1.8	4.0		Too wet to sample
2600 1234 - 00	D13B Womboola	01-Feb-10	Jan-10	Client	1200	2500	1.1		1.8	4.0	0.8	Grazing, Mining
2600 1247 - 00	D13B Womboola	02-Mar-10	Feb-10	Client					1.8	4.0		Too wet to sample
2600 1260 - 00	D13B Womboola	03-Apr-10	Mar-10	Client	1025		6.3		1.9	4.0	3.4	Farming, mining

Deposited Dust - D13B "Womboola"

Sample Number	Sample Location	Sample Date	Sample Month	Sampler	Time: (d)	Volume Collected (ml)	Total Insoluble Matter g/m <sup>2</sup> /mth	Reporting Period Average - Total Insoluble Matter	Long Term Average - Total Insoluble Matter	Annual Average Limit	Ash g/m <sup>2</sup> /mth	Comment
2600 1268- 00	D13B Womboola	29-Apr-10	Apr-10	Client	1710		2.7		1.9	4.0	1.2	Grazing, mining
	D13B Womboola		May-10	Client					1.9	4.0		To wet to access
26001288-806	D13B Womboola	03-Jul-10	Jun-10	Client	1350		0.5		1.9	4.0	0.3	Grazing, Mining Activity
26001298-888	D13B Womboola	02-Aug-10	Jul-10	Client					1.9	4.0		Too wet
26001309-963	D13B Womboola	30-Aug-10	Aug-10	Client	0930		1.0		1.9	4.0	0.6	Insects
26001319-1070	D13B Womboola	05-Oct-10	Sep-10	Client					1.9	4.0		Scrapers crossing access road
2600-1340-16	D13B Womboola	30-Oct-10	Oct-10	Client	1130		1.1	1.1	1.9	4.0	0.7	
1002976-009	D13B Womboola	1-Dec-10	Nov-10	Client	1500		1.1	1.1	1.9	4.0	0.6	Too wet to access
1100064-009	D13B Womboola	1-Jan-11	Dec-10	Client	1140		36.2	1.1	1.9	4.0	22.3	
1100334-009	D13B Womboola	30-Jan-11	Jan-11	Client	1810		48.6	1.1	1.9	4.0	9.3	
1100550-009	D13B Womboola	2-Mar-11	Feb-11	Merton Past Co.	1125		5.8	2.7	1.9	4.0	1.8	
EN1100792-009	D13B Womboola	2-Apr-11	Mar-11	Merton Past Co.	1255		1.1	2.3	1.9	4.0	0.9	
EN1101029-009	D13B Womboola	1-May-11	Apr-11	Merton Past Co.	1550		0.4	1.9	1.9	4.0	0.3	
	D13B Womboola	4-Jun-11	May-11	Merton Past Co.			0.9	1.7	1.9	4.0		Too wet to Access
EN1101701-009	D13B Womboola	4-Jul-11	Jun-11	Merton Past Co.	1105		0.9	1.6	1.9	4.0	1.2	
EN1101701-009	D13B Womboola	2-Aug-11	Jul-11	Merton Past Co.	1030		0.3	1.5	1.8	4.0	0.2	
EN1102638-009	D13B Womboola	3-Sep-11	Aug-11	Merton Past Co.	930		0.5	1.3	1.8	4.0	0.3	
EN1103080-009	D13B Womboola	03-Oct-11	Sep-11	Merton Past Co.				1.3	1.8	4.0		Too wet - not sampled

Note: Sample results for periods greater than 1 month have been averaged over the period

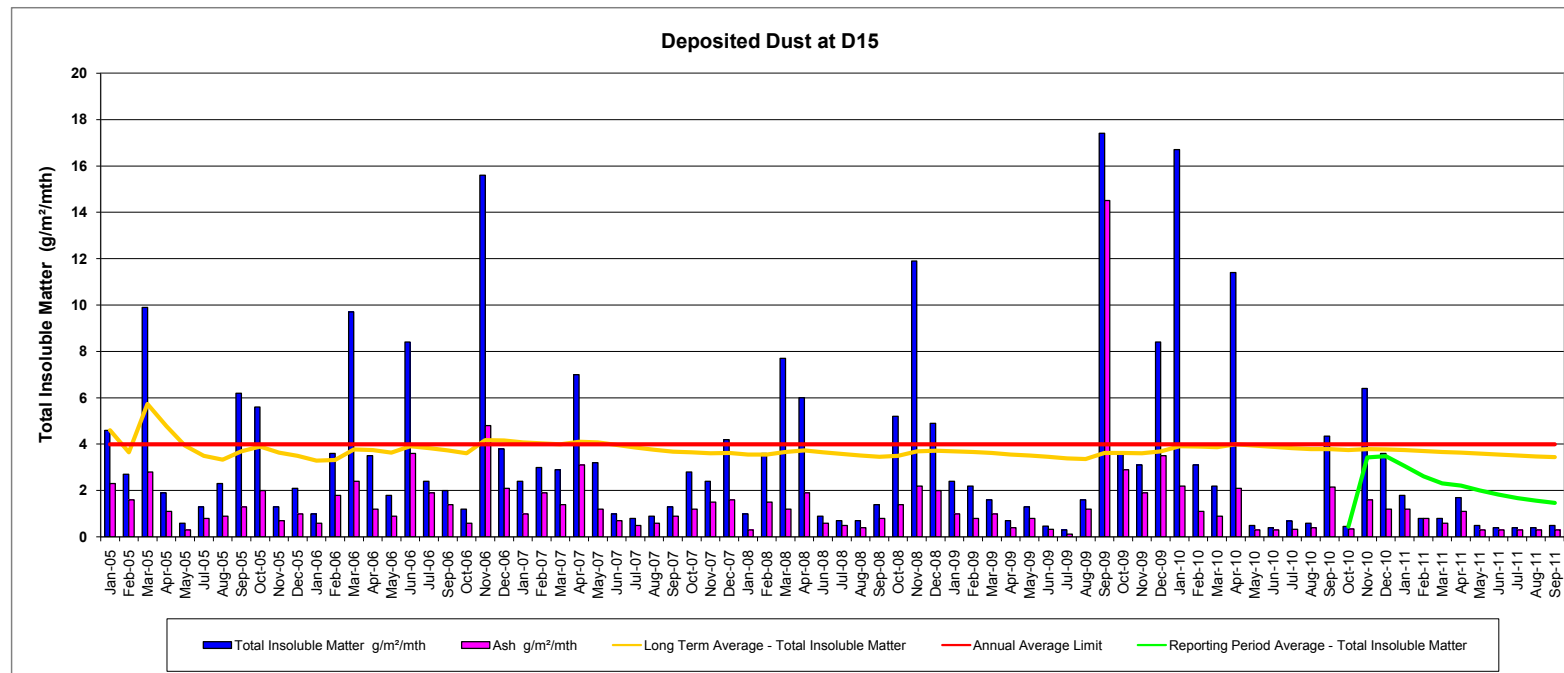


## Deposited Dust - D15

Sample Number	Sample Location	Sample Date	Sample Month	Sampler	Time: (d)	Volume Collected (ml)	Total Insoluble Matter g/m <sup>2</sup> /mth	Reporting Period Average - Total Insoluble Matter	Long Term Average - Total Insoluble Matter	Annual Average Limit	Ash g/m <sup>2</sup> /mth	Comment
19299.10	D15	10-Feb-05	Jan-05	Client	1100	1320	4.6		4.6	4.0	2.3	
19301.10	D15	1-Mar-05	Feb-05	Client	845	515	2.7		3.7	4.0	1.6	
19832.10	D15	1-Apr-05	Mar-05	Client	900	150	9.9		5.7	4.0	2.8	
20228.10	D15	1-May-05	Apr-05	Client	915	<10	1.9		4.8	4.0	1.1	
20229.10	D15	1-Jun-05	May-05	Client	845	330	0.6		3.9	4.0	0.3	
20896.10	D15	30-Jul-05	Jul-05	Client	1230	2750	1.3		3.5	4.0	0.8	* contaminated sample
21201.10	D15	30-Aug-05	Aug-05	Client	945	450	2.3		3.3	4.0	0.9	
21421.10	D15	2-Oct-05	Sep-05	Client	Not recorded	1820	6.2		3.7	4.0	1.3	
21667.10	D15	2-Nov-05	Oct-05	Client	930	1200	5.6		3.9	4.0	2	
21989.10	D15	2-Dec-05	Nov-05	Client	1015	2200	1.3		3.6	4.0	0.7	
22565.10	D15	6-Jan-06	Dec-05	Client	1050	980	2.1		3.5	4.0	1	
22566.10	D15	3-Feb-06	Jan-06	Client	930	1250	1		3.3	4.0	0.6	
22713.10	D15	2-Mar-06	Feb-06	Client	950	1345	3.6		3.3	4.0	1.8	
23205.10	D15	2-Apr-06	Mar-06	Client	945	150	9.7		3.8	4.0	2.4	
23292.10	D15	2-May-06	Apr-06	Client	1045	875	3.5		3.8	4.0	1.2	
23631.10	D15	2-Jun-06	May-06	Client	740	30	1.8		3.6	4.0	0.9	
23883.10	D15	1-Jul-06	Jun-06	Client	1215	850	8.4		3.9	4.0	3.6	
24080.10	D15	1-Aug-06	Jul-06	Client	1630	1180	2.4		3.8	4.0	1.9	
24691.10	D15	2-Oct-06	Sep-06	Client	830	700	2		3.7	4.0	1.4	
24975.10	D15	3-Nov-06	Oct-06	Client	830	290	1.2		3.6	4.0	0.6	
25437.10	D15	2-Dec-06	Nov-06	Client	1650	1710	15.6		4.2	4.0	4.8	
25538.10	D15	2-Jan-07	Dec-06	Client	1655	450	3.8		4.2	4.0	2.1	
25841.10	D15	01-Feb-07	Jan-07	Client	810	225	2.4		4.1	4.0	1.0	
26118.10	D15	03-Mar-07	Feb-07	Client	930	1700	3.0		4.0	4.0	1.9	
26425.10	D15	01-Apr-07	Mar-07	Client	800	205	2.9		4.0	4.0	1.4	
26628.10	D15	30-Apr-07	Apr-07	Client	915	625	7.0		4.1	4.0	3.1	
26957.10	D15	02-Jun-07	May-07	Client	1420	935	3.2		4.1	4.0	1.2	
27231.10	D15	02-Jul-07	Jun-07	Client	1710	1240	1.0		4.0	4.0	0.7	
27528.10	D15	02-Aug-07	Jul-07	Client	1100	175	0.8		3.9	4.0	0.5	
27817.10	D15	01-Sep-07	Aug-07	Client	950	1155	0.9		3.8	4.0	0.6	
28116.10	D15	30-Sep-07	Sep-07	Client	850	380	1.3		3.7	4.0	0.9	
28395.10	D15	02-Nov-07	Oct-07	A Papalkar EEL	850	875	2.8		3.7	4.0	1.2	
28659.10	D15	01-Dec-07	Nov-07	Client	925	860	2.4		3.6	4.0	1.5	
28920.10	D15	03-Jan-08	Dec-07	Client	925	1835	4.2		3.6	4.0	1.6	
29221.10	D15	02-Feb-08	Jan-08	Client	850	1910	1.0		3.6	4.0	0.3	
29522.10	D15	02-Mar-08	Feb-08	Client	1720	2430	3.6		3.6	4.0	1.5	
29770.10	D15	02-Apr-08	Mar-08	Client	1530	315	7.7		3.7	4.0	1.2	
30052.10	D15	01-May-08	Apr-08	Client	1445	455	6.0		3.7	4.0	1.9	
30657.10	D15	01-Jul-08	Jun-08	Client	1445	1050	0.9		3.7	4.0	0.6	
30899.10	D15	03-Aug-08	Jul-08	Client	945	630	0.7		3.6	4.0	0.5	
31207.10	D15	02-Sep-08	Aug-08	Client	Not recorded	790	0.7		3.5	4.0	0.4	
31524.10	D15	02-Oct-08	Sep-08	Client	940	1270	1.4		3.5	4.0	0.8	
31772.10	D15	01-Nov-08	Oct-08	Client	1320	1140	5.2		3.5	4.0	1.4	
32020.10	D15	30-Nov-08	Nov-08	Client	1530	1725	11.9		3.7	4.0	2.2	
32515.10	D15	01-Jan-09	Dec-08	Client	1040	1760	4.9		3.7	4.0	2.0	
32243.15	D15	01-Feb-09	Jan-09	Client	1410	375	2.4		3.7	4.0	1.0	
32860.10	D15	01-Mar-09	Feb-09	Client	1425	1215	2.2		3.7	4.0	0.8	
2600 1007 - 00	D15	29-Mar-09	Mar-09	Client	1550	50	1.6		3.6	4.0	1.0	Grazing, Mining
2600 1017 - 00	D15	3-May-09	Apr-09	Client	1255	50	0.7		3.6	4.0	0.4	Grazing, Mining
2600 1036 - 00	D15	31-May-09	May-09	Client	1150	500	1.3		3.5	4.0	0.8	
2600 1044 - 00	D15	30-Jun-09	Jun-09	Client	0815	700	0.5		3.5	4.0	0.3	Grazing, Mining
2609 1056 - 00	D15	01-Aug-09	Jul-09	Client	1430	600	0.3		3.4	4.0	0.1	Grazing, Mining
2600 1066 - 00	D15	30-Aug-09	Aug-09	Client	1045	25	1.6		3.4	4.0	1.2	Grazing, Mining
2600 1097 - 00	D15	01-Oct-09	Sep-09	Client	0940	25	17.4		3.6	4.0	14.5	Severe dust storm - 23/9
2600 1127 - 00	D15	31-Oct-09	Oct-09	Client	1430	800	3.6		3.6	4.0	2.9	Grazing, Mining
2600 1204 - 00	D15	30-Nov-09	Nov-09	Client	1020	150	3.1		3.6	4.0	1.9	Grazing, Mining
2600 1222 - 00	D15	03-Jan-10	Dec-09	Client	1030	2500	8.4		3.7	4.0	3.5	Grazing, Mining
2600 1234 - 00	D15	01-Feb-10	Jan-10	Client	0850	250	16.7		3.9	4.0	2.2	Grazing, Mining

Deposited Dust - D15

Sample Number	Sample Location	Sample Date	Sample Month	Sampler	Time: (d)	Volume Collected (ml)	Total Insoluble Matter g/m <sup>2</sup> /mth	Reporting Period Average - Total Insoluble Matter	Long Term Average - Total Insoluble Matter	Annual Average Limit	Ash g/m <sup>2</sup> /mth	Comment
2600 1247 - 00	D15	02-Mar-10	Feb-10	Client	1300	2500	3.1		3.9	4.0	1.1	
2600 1260 - 00	D15	03-Apr-10	Mar-10	Client	1620		2.2		3.9	4.0	0.9	Grazing, mining
2600 1268 - 00	D15	29-Apr-10	Apr-10	Client	1255		11.4		4.0	4.0	2.1	Grazing, mining
26001277- 704	D15	01-Jun-10	May-10	Client	1335		0.5		3.9	4.0	0.3	Grazing, Mining Activity
26001288-806	D15	03-Jul-10	Jun-10	Client	1250		0.4		3.9	4.0	0.3	Grazing, Mining Activity
26001298-888	D15	02-Aug-10	Jul-10	Client	1500	1500	0.7		3.8	4.0	0.3	Grazing, Mining Activity
26001309-963	D15	30-Aug-10	Aug-10	Client	1515	1100	0.6		3.8	4.0	0.4	
26001319-1070	D15	05-Oct-10	Sep-10	Client	1120		4.3		3.8	4.0	2.2	Insects
2600-1340-16	D15	30-Oct-10	Oct-10	Client	1010		0.5	0.5	3.7	4.0	0.3	
1002976-010	D15	1-Dec-10	Nov-10	Client	1500		6.4	3.4	3.8	4.0	1.6	
1100064-010	D15	1-Jan-11	Dec-10	Client	1015		3.6	3.5	3.8	4.0	1.2	
1100334-010	D15	30-Jan-11	Jan-11	Client	1655		1.8	3.1	3.8	4.0	1.2	
1100550-010	D15	2-Mar-11	Feb-11	Merton Past Co.	1030		0.8	2.6	3.7	4.0	0.8	
EN1100792-010	D15	2-Apr-11	Mar-11	Merton Past Co.	1205		0.8	2.3	3.7	4.0	0.6	
EN1101029-010	D15	1-May-11	Apr-11	Merton Past Co.	1455		1.7	2.2	3.6	4.0	1.1	
EN1101343-009	D15	4-Jun-11	May-11	Merton Past Co.	1135		0.5	2.0	3.6	4.0	0.3	
EN1101701-010	D15	4-Jul-11	Jun-11	Merton Past Co.	1000		0.4	1.8	3.6	4.0	0.3	
EN1101701-010	D15	2-Aug-11	Jul-11	Merton Past Co.	0920		0.4	1.7	3.5	4.0	0.3	
EN1102638-010	D15	3-Sep-11	Aug-11	Merton Past Co.	0845		0.4	1.6	3.5	4.0	0.3	
EN1103080-010	D15	03-Oct-11	Sep-11	Merton Past Co.	1050		0.5	1.5	3.4	4.0	0.3	



## Deposited Dust - D16

Sample Number	Sample Location	Sample Date	Sample Month	Sampler	Time: (d)	Volume Collected (ml)	Total Insoluble Matter g/m <sup>2</sup> /mth	Reporting Period Average - Total Insoluble Matter	Long Term Average - Total Insoluble Matter	Annual Average Limit	Ash g/m <sup>2</sup> /mth	Comment
19299.11	D16	10-Feb-05	Jan-05	Client	1115	680	19.7		19.7	4.0	8.4	
19301.11	D16	1-Mar-05	Feb-05	Client	900	245	14.9		17.3	4.0	7.9	
19832.11	D16	1-Apr-05	Mar-05	Client	930	<10	3.1		12.6	4.0	0.8	
20228.11	D16	1-May-05	Apr-05	Client	930	<10	1		9.7	4.0	0.6	
20229.11	D16	1-Jun-05	May-05	Client	855	240	0.6		7.9	4.0	0.4	
20896.11	D16	30-Jul-05	Jul-05	Client	1300	2750	2.4		7.0	4.0	1.2	
21201.11	D16	30-Aug-05	Aug-05	Client	955	515	0.9		6.1	4.0	0.6	
21421.11	D16	2-Oct-05	Sep-05	Client	Not recorded	1780	8.3		6.4	4.0	3.1	
21667.11	D16	2-Nov-05	Oct-05	Client	925	1050	14.5		7.3	4.0	7.4	
21989.11	D16	2-Dec-05	Nov-05	Client	1030	2350	28.2		9.4	4.0	1.2	
22565.11	D16	6-Jan-06	Dec-05	Client	1100	85	2.6		8.7	4.0	1.3	
22566.11	D16	3-Feb-06	Jan-06	Client	1000	1025	6.4		8.6	4.0	3.2	
22713.11	D16	2-Mar-06	Feb-06	Client	1000	850	3.1		8.1	4.0	1.4	
23205.11	D16	2-Apr-06	Mar-06	Client	1000	150	2.2		7.7	4.0	0.9	
23292.11	D16	2-May-06	Apr-06	Client	1055	675	3.3		7.4	4.0	1.9	
23631.11	D16	2-Jun-06	May-06	Client	745	10	1.4		7.0	4.0	0.8	
23883.11	D16	1-Jul-06	Jun-06	Client	1230	750	3.7		6.8	4.0	1.8	
24080.11	D16	1-Aug-06	Jul-06	Client	1645	1100	4.2		6.7	4.0	2.6	
24691.11	D16	2-Oct-06	Sep-06	Client	815	600	14.4		7.1	4.0	5.2	
24975.11	D16	3-Nov-06	Oct-06	Client	840	300	1.8		6.8	4.0	0.6	
25437.11	D16	2-Dec-06	Nov-06	Client	1640	1050	8.7		6.9	4.0	2.6	
25538.11	D16	2-Jan-07	Dec-06	Client	1715	220	1.3		6.7	4.0	0.7	
25841.11	D16	01-Feb-07	Jan-07	Client	800	270	1.7		6.5	4.0	1.0	
26118.11	D16	03-Mar-07	Feb-07	Client	940	1550	10.5		6.6	4.0	4.4	
26425.11	D16	01-Apr-07	Mar-07	Client	810	60	11.1		6.8	4.0	3.2	
26628.11	D16	30-Apr-07	Apr-07	Client	930	460	1.1		6.6	4.0	0.7	
26957.11	D16	02-Jun-07	May-07	Client	1430	730	1.6		6.4	4.0	0.2	
27231.11	D16	02-Jul-07	Jun-07	Client	1700	1200	0.7		6.2	4.0	0.5	
27528.11	D16	02-Aug-07	Jul-07	Client	1115	210	0.8		6.0	4.0	0.4	
27817.11	D16	01-Sep-07	Aug-07	Client	1000	975	1.8		5.9	4.0	1.0	
28116.11	D16	30-Sep-07	Sep-07	Client	900	565	6		5.9	4.0	3.0	
28395.10	D16	02-Nov-07	Oct-07	A Papalkar EEL	850	875	2.8		5.8	4.0	1.2	
28659.11	D16	01-Dec-07	Nov-07	Client	945	845	2.4		5.7	4.0	1.2	
28920.11	D16	03-Jan-08	Dec-07	Client	945	1390	8.6		5.8	4.0	1.5	
29221.11	D16	02-Feb-08	Jan-08	Client	900	1710	14.1		6.0	4.0	6.4	
29522.11	D16	02-Mar-08	Feb-08	Client	1730	2265	29.4		6.6	4.0	16.8	
29770.11	D16	02-Apr-08	Mar-08	Client	1545	335	14.5		6.9	4.0	3.8	
30052.11	D16	01-May-08	Apr-08	Client	1500	335	2.4		6.7	4.0	1	
30657.11	D16	01-Jul-08	Jun-08	Client	1500	1030	2.3		6.6	4.0	1.2	
30899.11	D16	03-Aug-08	Jul-08	Client	955	495	4.6		6.6	4.0	1.9	
31207.11	D16	02-Sep-08	Aug-08	Client	Not recorded	700	3		6.5	4.0	0.9	
31524.11	D16	2-Oct-08	Sep-08	Client	950	1220	8.4		6.5	4.0	2.1	
31772.11	D16	01-Nov-08	Oct-08	Client	1350	1005	20		6.8	4.0	7.7	
32020.11	D16	30-Nov-08	Nov-08	Client	1540	1545	9.2		6.9	4.0	3.3	
32515.11	D16	01-Jan-09	Dec-08	Client	1020	1500	9.8		7.0	4.0	1.8	
32243.16	D16	01-Feb-09	Jan-09	Client	1400	240	3		6.9	4.0	1.3	
32860.11	D16	01-Mar-09	Feb-09	Client	1435	1235	1.7		6.8	4.0	1	
2600 1007 - 00	D16	29-Mar-09	Mar-09	Client	1610	50	7.9		6.8	4.0	2.6	Grazing, Mining
2600 1017 - 00	D16	3-May-09	Apr-09	Client	1305	50	2.3		6.7	4.0	1.2	Grazing, Mining
2600 1036 - 00	D16	31-May-09	May-09	Client	1200	600	2.5		6.6	4.0	0.8	
2600 1044 - 00	D16	30-Jun-09	Jun-09	Client	0830	800	0.9		6.5	4.0	0.5	Grazing, Mining
2610 1056 - 00	D16	01-Aug-09	Jul-09	Client	1450	550	1.7		6.4	4.0	0.9	Grazing, Mining
2600 1066 - 00	D16	30-Aug-09	Aug-09	Client	1050	20	3.3		6.4	4.0	1.7	Grazing, Mining
2600 1097 - 00	D16	01-Oct-09	Sep-09	Client	0950	20	12.5		6.5	4.0	8.9	Severe dust storm - 23/9
2600 1127 - 00	D16	31-Oct-09	Oct-09	Client	1500	800	2.5	2.5	6.4	4.0	1.5	Grazing, Mining
2600 1204 - 00	D16	30-Nov-09	Nov-09	Client	1030	250	5.5		6.4	4.0	2.9	Grazing, Mining

Deposited Dust - D16

Sample Number	Sample Location	Sample Date	Sample Month	Sampler	Time: (d)	Volume Collected (ml)	Total Insoluble Matter g/m <sup>2</sup> /mth	Reporting Period Average - Total Insoluble Matter	Long Term Average - Total Insoluble Matter	Annual Average Limit	Ash g/m <sup>2</sup> /mth	Comment
2600 1222 - 00	D16	03-Jan-10	Dec-09	Client	1055	2500	1.3		6.3	4.0	1.0	Grazing, Mining
2600 1234 - 00	D16	01-Feb-10	Jan-10	Client	0910	250	8.0		6.3	4.0	2.9	Grazing, Mining
2600 1247 - 00	D16	02-Mar-10	Feb-10	Client	1310	2500	5.5		6.3	4.0	2.7	Bird Droppings
2600 1260 - 00	D16	03-Apr-10	Mar-10	Client	1630		7.1		6.3	4.0	2.7	Grazing, mining
2600 1268 - 00	D16	29-Apr-10	Apr-10	Client	1245		10.0		6.4	4.0	2.2	Grazing, mining
26001277- 704	D16	01-Jun-10	May-10	Client	1355		0.7		6.3	4.0	0.5	Grazing, Mining Activity
26001288-806	D16	03-Jul-10	Jun-10	Client	1300		1.3		6.2	4.0	0.9	Grazing, Mining Activity
26001298-888	D16	02-Aug-10	Jul-10	Client	1450	1500	0.4		6.1	4.0	0.2	Grazing, Mining Activity
26001309-963	D16	30-Aug-10	Aug-10	Client	1500	1100	1.3		6.0	4.0	1.0	
26001319-1070	D16	05-Oct-10	Sep-10	Client	1110		0.6		6.0	4.0	0.3	Insects
2600-1340-16	D16	30-Oct-10	Oct-10	Client	1020		1.4	1.4	5.9	4.0	1.2	
1002976-011	D16	1-Dec-10	Nov-10	Client	1500		5.4	3.4	5.9	4.0	4.7	
1100064-011	D16	1-Jan-11	Dec-10	Client	1025		7.7	4.8	5.9	4.0	2.0	
1100334-011	D16	30-Jan-11	Jan-11	Client	1645		3.0	4.4	5.9	4.0	1.6	
1100550-011	D16	2-Mar-11	Feb-11	Merton Past Co.	1040		3.8	4.3	5.8	4.0	2.2	Bird droppings
EN1100792-011	D16	2-Apr-11	Mar-11	Merton Past Co.	1210		0.1	3.6	5.8	4.0	0.1	Funnel blown out
EN1101029-011	D16	1-May-11	Apr-11	Merton Past Co.	1505		1.0	3.2	5.7	4.0	0.6	
EN1101343-010	D16	4-Jun-11	May-11	Merton Past Co.	1505		1.0	2.9	5.6	4.0	0.5	
EN1101701-011	D16	4-Jul-11	Jun-11	Merton Past Co.	1010		1.3	2.7	5.6	4.0	0.9	
EN1101701-011	D16	2-Aug-11	Jul-11	Merton Past Co.	0930		0.5	2.5	5.5	4.0	0.3	
EN1102638-011	D16	3-Sep-11	Aug-11	Merton Past Co.	0910		0.7	2.4	5.4	4.0	0.6	
EN1103080-011	D16	03-Oct-11	Sep-11	Merton Past Co.	1105		1.8	2.3	5.4	4.0	1.0	

